

Schedules

Schedule A

(See Clause 2.1 and 8.1)

SITE OF THE PROJECT

1. The Site

- (i) Site of the Project Highway shall include the land, buildings, structures and road works as described in Annex-I of this Schedule-A.
- (ii) The dates of handing over the Right of Way to the Contractor are specified in Annex-II of this Schedule-A.
- (iii) An inventory of the Site including the land, buildings, structures, road works, trees and any other immovable property on, or attached to, the Site shall be prepared jointly by the Authority Representative and the Contractor, and such inventory shall form part of the memorandum referred to in Clause 8.2 (i) of this Agreement.
- (iv) The alignment plans of the Project Highway are specified in Annex-III. In the case of sections where no modification in the existing alignment of the Project Highway is contemplated, the alignment plan has not been provided. Alignment plans have only been given for sections where the existing alignment is proposed to be upgraded. The proposed profile of the Project Highways shall be followed by the contractor with minimum FRL as indicated in the alignment plan. The Contractor, shall however, improve/upgrade the Road Profile as indicated in Annex-III based on site/design requirement.
- (v) The status of the environment clearances obtained or awaited is given in Annex-IV.

Annex - I
(Schedule-A)

Site

Note: [Through suitable drawings and description in words, the land, buildings, structures and road works comprising the Site shall be specified briefly but precisely in this Annex-I. All the chainages/locations referred to in Annex-I of Schedule-A shall be existing chainages.]

1. SITE

The Site of the Single Lane Project Highway comprises the section of Start from Dembuen and Terminate at Bruni. The Project road stretch is in the State of Arunachal Pradesh. The starting point at Dembuen is having of Latitude & Longitude (28°56'01''N, 95°58'27''E) at an altitude of 5694 ft above MSL. The termination point at Bruni is having of Latitude & Longitude (29°09'24''N, 96°08'56''E) at altitude of 8077 ft above MSL. The land, carriageway and structures comprising the Site are described below.

2. Land

The Site of the Project Highway comprises the land (sum total of land already in possession and land to be possessed) described below:

S. No.	Chainage (km)		ROW (m)	Remarks
	From	To		
1	0+000	36.30	18 meter	New Alignment

3. Carriageway

The project road is greenfield therefore there is no existing road.

Sr. No.	Carriageway					
	Single Lane		Two Lane		Four Lane	
	From	To	From	To	From	To
Nil						

4. Major Bridges

The Site includes the following Major Bridges

Sr. No.	Existing Chainage (km)	Type of Structure			No. of Spans with span length (m)	Width (m)	Remarks
		Foundation	Sub-structure	Super structure			
Nil							

5. Road over-bridges (ROB)/ Road under-bridges (RUB)

The Site includes the following ROB/RUB:

Sr. No.	Existing Chainage (km)	Type of Structure		No. of Spans with Span length (m)	Width (m)	ROB/ RUB
		Foundation	Super Structure			
NIL						

6. Grade separators

The Site includes the following grade separators:

Sr. No.	Existing Chainage (km)	Type of Structure		No. of Spans with Span length (m)	Width (m)	ROB/ RUB
		Foundation	Super Structure			
NIL						

7. Minor bridges

The Site includes the following minor bridges:

Sr. No.	Chainage (km)	Type of Structure		No. of Spans with span length (m)	Width (m)
		Foundation	Superstructure		
NIL					

8. Railway level crossings

The Site includes the following railway level crossings:

Sr. No.	Existing Chainage (km)	Remarks
NIL		

9. Underpasses (vehicular, Non-vehicular)

The Site includes the following underpasses:

Sr. No.	Existing Chainage (km)	Type of Structure	No. of Spans with Span length (m)	Width (m)
Nil				

10. Culverts and causeway:

The Site has the following exiting culverts:

Sl. No.	Existing Chainage	Type	Size	Remarks
NIL				

11. Bus Stops

The details of bus Stops on the Site are as follows:

Sl. No.	Existing Chainage	Sides
NIL		

12. Truck Lay bays

The details of truck lay byes are as follows:

Sr. No.	Existing Chainage (Km)	Length (m)	LHS	RHS
Nil				

13. Road side drains

The details of the roadside drains are as follows:

Sr. No.	Location		Type	
	From km	To km	Masonry/cc	Earthen
			(Pucca)	(Kutchha)
NIL				

14. Major junctions

The detail of major junction is as follows:

Sr. No.	Existing Chainage	Type	Link	Direction	Remarks
Nil					

15. Minor junctions

The details of the minor junctions are as follows:-

SL. No.	Existing Chainage	Type of intersection	Direction	Type of Road	Going to
			Left/Right	Er/BT/CC	
NIL					

16. Bypasses

The details of the existing road sections proposed to be bypassed are as follows:

Sr. No.	Name of Bypass (Town)	Existing Chainage (Km)		Length (Km)	Carriageway	
		From	To		Width (m)	Type
Nil						

17. Other structures

Nil

Annex II
(Schedule-A)

Dates for providing Right of Way

The dates on which the Authority shall provide Right of Way to the Contractor on different stretches of the Site are stated below:

Sl. No	Design Chainage		Length (Km)	Proposed ROW Width (m)	Date of Providing proposed ROW
	From	To			
i) 90% of ROW (full width)	0.000	36.300	32.700	18 m	At Appointment Date
ii) Balance Right of way (width)	0.000	36.300	3.600		Within 150 days after the Appointed Date

Annex – III
(Schedule-A)
Alignment Plans

The existing alignment of the Project Highway shall be modified in the following sections as per the alignment plan indicated below:

- i) The alignment of the Project Highway shall be as per the alignment plan enclosed. However, the Contractor may have minor change / alter / modify the alignment plan as better engineering alternate by meeting codal provisions specified in document. In case of any modifications, the modified alignment must pass within ROW acquired and through the obligatory points in between points of ITBP but the start / end points cannot be modified / changed.
- ii) Finished road level indicated in the alignment plan shall be followed by the contractor as minimum FRL. In any case, the finished road level of the project highway shall not be less than those indicated in the alignment plan. The contractor shall, however, improve/upgrade the Road profile as indicated in Annex-III based on site/design requirement.
- iii) Traffic Signage plan of the Project Highway showing numbers & location of traffic signs is enclosed. The contractor shall, however, improve/upgrade upon the traffic signage plan as indicated in Annex-III based on site/design requirement as per IRC: SP: 48-1998 & IRC: 67 and other IRC codes or manuals, if applicable

Annex – IV

(Schedule-A)

Environment Clearances

The required environment and forest clearances are being obtained. Forest diversion is being obtained for land width of 18m along with extra land for disposal of excess muck/cutting.

Schedule B

Development of the Project Highway

1 Development of the Project Highway

Development of the Project Stretch from Km 0+000 to Km 36+300 of Dembuen-Bruni road shall include design and construction of the Project Highway as described in this Schedule-B and in Schedule-C.

2 Single Lane with granular shoulders

Single lane of new greenfield alignment with construction of granular shoulders as described in Annex-I of this Schedule-B and Annex-I of Schedule-C.

3 Specifications and Standards

The Project Highway shall be designed and constructed in conformity with the Specifications and Standards specified in Annex-I of Schedule-D.

Annex – I

(Schedule-B)

DESCRIPTION OF SINGLE LANING AND WITH HARD SHOULDER

1. New Highway

1.1 The Project Highway located in mountainous terrain shall follow the proposed alignment unless otherwise specified by the Authority and shown in the alignment plans specified in Annex III of Schedule-A. Geometric deficiencies, if any, in the existing horizontal and vertical profiles shall be corrected as per the prescribed standards for mountainous terrain to the extent land is available.

1.2 Width of Carriageway

1.2.1 The paved carriageway shall be 3.75 m wide having 1.25 m granular shoulders on both side in accordance with the TCS drawings.

Chainage in m (To)	Chainage in m (From)	Length (m)	Typical Cross-section type
0	36300	36300	(TCS I, II, III & IV)

1.2.2 Except as otherwise provided in this Agreement, the width of the paved carriageway shall conform to paragraph 1.2.1.

2. GEOMETRIC DESIGN AND GENERAL FEATURES

2.1 General

Geometric design and general features of the Project Highway shall be in accordance with Section 6 of the manual.

2.2 Design Speed

The project stretch shall be designed for minimum design speed of 30 kmph. However, where due to land and other constraints, it is not possible to achieve design speed of 30 kmph, minimum design speed of 25 kmph may be provided with the approval of AE. Proper road signs and safety measures shall be provided:

2.3 Details of Proposed Bypasses/ Realignment

Sl. No.	Name of Bypass/Realignment	Take Off Chainage	Merging Chainage	Length (m)
		NIL		

2.4 Right of Way

Details of Right of way are given in Annex-II of Schedule-A.

2.5 Type of Shoulders

The shoulder of 1.25 m width shall be of full thickness compacted layer of granular material having minimum 30% CBR. Grading of granular material shall confirm to the requirement as specified in MORTH specification 5th Edition.

2.6 Widening of Curves

Widening of Curves shall be done as per the para 6.8.5 of IRC: SP: 48-1998 manual.

2.7 Passing Places

Passing places shall be provided as the para 6.11 of IRC: SP: 48-1998 manual.

2.8 Sections requiring Footpath and Lined Drains

- a) In built-up section, shoulder shall be used for footpath portion. The development shall be within available land in built up area without dismantling any structure. In built-up sections, saucer drains are to be provided for drainage.

Sl. No.	Design Chainage (km)		Length(m)
	From	To	
	NIL		

- b) In open section, Lined drains shall be provided in the full length

Sl. No.	Design Chainage (km)		Length(m)	Remark
	From	To		
1	0.000	36.300	35350	Total Length of Road after deducting culverts

2.9 Lateral and Vertical Clearances at Underpasses

The minimum vertical clearances at cliffs / overhang sections / C cuts / half tunnel sections shall be 5 meter from the top most level of the proposed carriageway. Required allowance must be kept for future up gradation works. Such sections shall be adopted only after proper investigation of the hill face and conducting required tests for the stability of the overhang sections.

2.10 Lateral and vertical clearance at overpasses

- a) *Lateral and vertical clearances at overpasses shall be as per para 2.11 of the Manual, however no overpass has been proposed.*
- b) *Lateral clearances: The width of the opening at the overpasses shall be as follows:*

Sr. No.	Location (Chainage) (From Km to Km)	Span / Opening (m)	Remarks
Nil			

2.11 Service roads/ Slip Road

(a) Details of service road

Sr. No.	Location of service road (From Km to Km)	Right hand side(RHS) /Left hand side (LHS)/or both sides	Length (Km) of service road
Nil			

(b) Details of Slip Road

Sr. No.	Existing Chainage		Design Chainage		Right Hand side (RHS) or Left-Hand side (LHS) or Both side	Length (m) of Slip Road	Remarks
	From	To	From	To			
Nil							

2.12 Cattle and Pedestrian underpass / over pass

Cattle and pedestrian underpass/overpass shall be constructed as follows: (as per IRC SP: 73:2018)

S. No.	Location	Type
Nil		

2.13 Typical Cross-Sections of the Project Highway

As per TCS enclosed.

3.0 INTERSECTIONS AND GRADE SEPARATORS

All intersections shall be as per Section 3 of the Manual. Existing intersections which are deficient shall be improved to the prescribed standards.

There are no intersections with cross roads having bituminous surfacing. The cross roads fall into the category of VRs. The Contractor has to construct the following:

Properly designed intersections shall be provided at the locations and of the types and features given in the tables below:

(a) At-grade Intersections

Sl. No	CHAINAGE	TYPE	SIDE	CONNECTING PLACES
NIL				

(b) Grade Separated Intersection With/Without Ramps

S. No.	Location	Salient features	Minimum length of viaduct to be provided	Road to be carried over / under the structures
Nil				

4. ROAD EMBANKMENT AND CUT SECTION

- 4.1** Widening and improvement of the existing road embankment/cuttings and construction of new road embankment/ cuttings shall conform to the Specifications and Standards given in the manual and the specified cross-sectional details.

5. PAVEMENT DESIGN

- 5.1** Pavement design shall be carried out in accordance with para 5.2 below.

5.2 Type of pavement

Flexible pavement shall be adopted for Project Highway. Notwithstanding anything contrary contained in this Agreement or the Manual, the pavement shall be provided as given below.

Pavement Composition:-

BC	-	40 mm (minimum)
DBM	-	60 mm (minimum)
WMM/CRM	-	200 mm (minimum)
GSB	-	200 mm (minimum)

- 5.3** A minimum CBR of 8% for sub-grade shall be achieved. Even if higher CBR is obtained, the pavement composition as given in 5.2 above shall still be provided.

- 5.4** Bituminous Grade VG 30 or VG 40 shall be used for BC.

5.5 Realignment of Stretches

The stretches that are treated as new pavement is stated below:

DETAILS OF NEW CONSTRUCTION

Sl No	Chainage From	Chainage To	Length (m)	Proposal
1	0	36.300	36300	New Construction

5.6 Details of Bypasses

At the following locations bypasses are proposed.

Sl No	Chainage From	Chainage To	Length (m)	Proposal
NIL				

6. ROADSIDE DRAINAGE

Drainage system including surface and subsurface drains for the Project Highway shall be provided as per Chapter 8 of the Manual.

Lined/Saucer drain of following length shall be provided:

Sr. No.	Length (except CD structures)	Side of construction
	(m)	Hill side/Both
1	35350	Lined Drain on entire Hill side length. For box cut sections on both sides

The length of side drains given above are minimum and it may vary as per site condition. In case of increase of length, no positive change of scope will be payable.

7. DESIGN OF STRUCTURES

7.1 General

7.1.1 All bridges, culverts and structures shall be designed and constructed in accordance with section 8 of the manual and referred other codes therein and shall conform to the cross-sectional features and other details specified therein.

7.1.2 Width of the carriageway of new bridges and structures shall be as follows:

All new structures shall have minimum width of 12 m including 7.5 m main carriageway and 1.5m foot path on both sides.

7.1.3 All bridges shall be high-level bridges.

7.1.4 Utility services to be carried over the structures

All Bridges and structures shall be designed to carry utility services (OFC, telephone and Electricity cables)

7.2 Culverts : New/Reconstruction

7.2.1 Overall width of all culverts shall be equal to the roadway width of the approaches.

7.2.2 Minimum of 198 Nos. new culverts shall be provided in the project stretch as under

S. No.	Type of Structure	Span	Width	Numbers
i	RCC Box/Slab	2.0 m	7.5 m	108
ii	RCC Box/Slab	3.0 m	7.5 m	72
iii	RCC Box/Slab	4.0 to 6.0 m	7.5 m	18

7.2.2.i Distance between any two culverts shall not be more than 200 m.

7.2.2.ii Minimum of five culverts per Km shall be provided.

7.2.2.iii The span and location of culverts shall be as per profile/site requirement and shall be approved by AE.

7.2.3 Repairs/ replacements of railing /parapets, flooring and protection works

Sl. No.	Design Chainage	Type of Structures	Repair work	Length (m)	Width (m)
Nil					

7.3 Bridges

7.3.1 Existing bridges to be re-constructed/widened /Repaired

a) Minor Bridges:

S. No.	Design Chainage	Proposed span arrangement (No. x l)	Remarks
Nil			

7.3.2 Additional New Bridges

New bridges at the following locations on the Project Highway shall be constructed

a) Major Bridge:

S. No.	Design Chainage	Proposed span arrangement (No. x l)	Remarks
Nil			

c) Minor Bridge:

Sl. No.	Design Chainage	Proposed Span Arrangement (No x l)	Width (m)	Remarks
1.	2+000	1 X 40.0	12	
2.	4+750	1 X 40.0	12	
3.	6+000	1 X 40.0	12	
4.	6+500	1 X 40.0	12	
5.	7+750	1 X 40.0	12	
6.	8+250	1 X 40.0	12	
7.	9+750	1 X 40.0	12	
8.	10+250	1 X 40.0	12	
9.	11+250	1 X 40.0	12	
10.	11+750	1 X 40.0	12	

Note 1 :- The number, location and proposed span mention above is tentative/ suggested.

The number of bridges, number of spans in each bridge and total length of each bridge shall be as per site requirement and provided as per approval of AE.

Note 2 :- Increase in the total length of all bridges provided beyond total length shown above shall not constitute a change of scope.

Note 3:- Any reduction in total length of all Minor Bridges constructed at site shall constitute a negative change of scope.

7.3.3 Drainage system for bridge decks

An effective drainage system for bridge decks shall be provided as specified in the manual.

7.3.4 Structures in Marine Environment:

Nil

7.4 Rail-road Bridges

7.4.1 Design, construction and detailing of ROB/RUB shall be as specified in section 7 of the Manual.

7.4.2 Road over Bridges (road over rail) shall be provided at the following crossings, as per GAD drawings attached:

S. No.	Design Chainage (km)	Span Arrangement / length of span in m	Remark
--------	----------------------	--	--------

NIL

7.4.3 Road under bridges (road under railway line) shall be provided at the following level crossings, as per GAD drawings attached:

S. No.	Location of level crossing	Number and length of span
NIL		

7.5 Grade Separated Structures

NIL

7.6 Repairs and Strengthening of Bridges of Structures

The existing structures to be repaired/ strengthened, and the nature and extent of repairs / strengthening required are given below:

A - Bridges

i) Major Bridges

S. No.	Location of bridge (km)	Nature and extent of repairs/ strengthening to be carried out
	Design Chainage	
NIL		

ii) Minor Bridge

S. No.	Location of bridge (km)	Nature and extent of repairs/ strengthening to be carried out
	Design Chainage	
NIL		

B - ROB / RUB

S. No.	Location of bridge (km)	Nature and extent of repairs/ strengthening to be carried out
	Design Chainage	
1		NIL

C - Overpasses/Underpasses and other structures

S. No.	Location of bridge (km)	Nature and extent of repairs/ strengthening to be carried out
	Design Chainage	
1		NIL

7.7 List of Major Bridges and Structures

The following is the list of the Major Bridges and structures to be constructed

Sl. No	New Chainage	Proposed Span	Proposed Type	Proposal
1				Nil

8. TRAFFIC CONTROL DEVICES AND ROAD SAFETY WORKS

- i. Traffic control devices and road safety works shall be provided in accordance with IRC 67-2012.
- ii. Traffic Signs: Traffic signs include roadside signs, overhead signs and curb mounted signs along the entire Project Highway and shall be provided conforming to IRC 67 and section 800 of MoRTH specification.
- iii. Pavement Marking: Pavement markings shall cover road marking for the entire Project Highway and shall be provided conforming to IRC 35-2015.
- iv. Reflectors shall be provided on hill face, parapet wall and sharp bends.

9. ROADSIDE FURNITURE

- i. Roadside furniture shall be provided in accordance with the provisions of the Manual.
- ii. Full width Overhead signs: Full width Overhead signs shall be provided as below:

Sl. No.	Design Chainage	Remarks
1	0+050	
2	36+250	

- iii. Delineators: Delineators for the entire Project Highway at the locations as per IRC-79 and directions of AE.

10. COMPULSORY AFFORESTATION

The number of trees which are to be planted by the Contractor as compulsory afforestation shall be as per Forest conservation Act.

11. HAZARDOUS LOCATIONS

Metal Beam crash barrier of minimum length of 11000 m (single runner, heavy duty and W-shape) shall be provided at the locations of bridge approaches and high embankments (3.0m and more), at sharp curves on the project at the locations finalized in consultation with AE. Increase in length if any as per site requirement will not constitute change of scope.

Rest of the complete length of the project shall have parapet wall as per section 9.4 of the IRC SP-48:1998 on valley side.

12. PROTECTION WORK

I. The following minimum protection works shall be provided as tabulated below:

Sr. No.	Items	Unit
1	Breast wall of RRM (2 m height)	8250 m
2	Breast wall of RRM (3 m height)	1700 m
3	Breast wall of RRM (4 m height)	4700 m
4	Retaining Wall of RRM (upto 6 m Height)	9100
5	Breast Wall- Gabion	33000 cum
6	Hydro Seeding	1,30,000 sqm
7	Seeding & Mulching with Geotextile (Jute/Coir)	50,000 sqm
8	Rockfall protection (Rockfall Barrier for the height more than 15 m)	750 RM

Note 1- *The Contractor shall be responsible for accurate assessment of the actual requirement as per site situation & prepare designs for slope protection & stabilization and submit the same to the AE for review through the proof consultant and implement it accordingly thereafter.*

Note 2- *Any increase in quantity over and above the minimum qty. as mentioned in above table or change in specifications will not be considered as change of scope. Therefore, contractor shall make thorough investigation at site and assess the requirement of slope protection and slide prone zone and other safety features at his own before submission of bid.*

Note 3- *The length of Retaining wall in RRM shown above is minimum, to be constructed at site for proper geometrics & will not be converted to Breast wall. Any reduction in the total length of Retaining wall constructed at site shall constitute of negative change of scope.*

II. Landslide Mitigation:

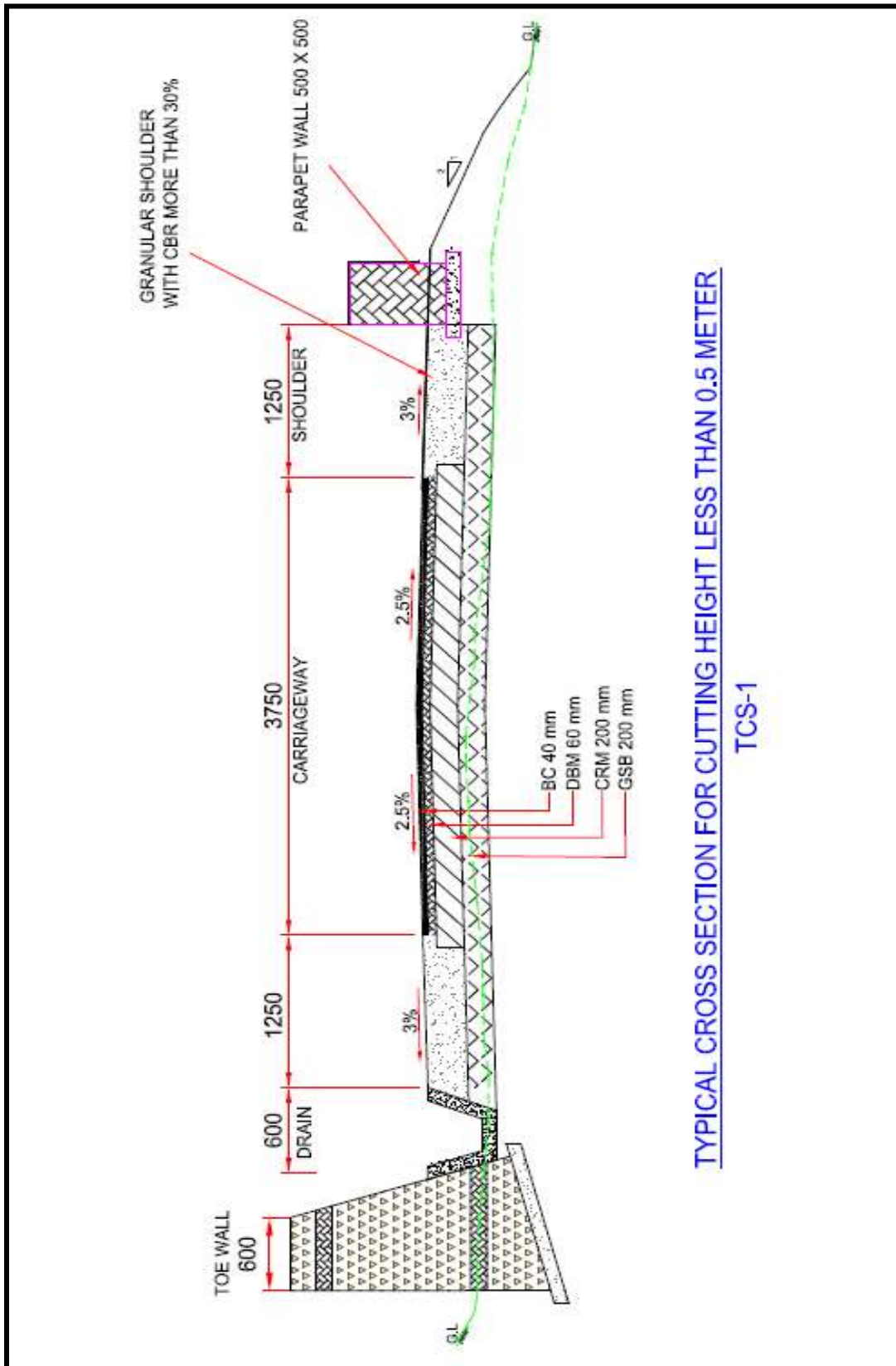
For the cut height, more than 8 meters, except for hard rock, the entire hill face shall be covered with proper land slide mitigation measures as per as per the manual or as directed by the AE.

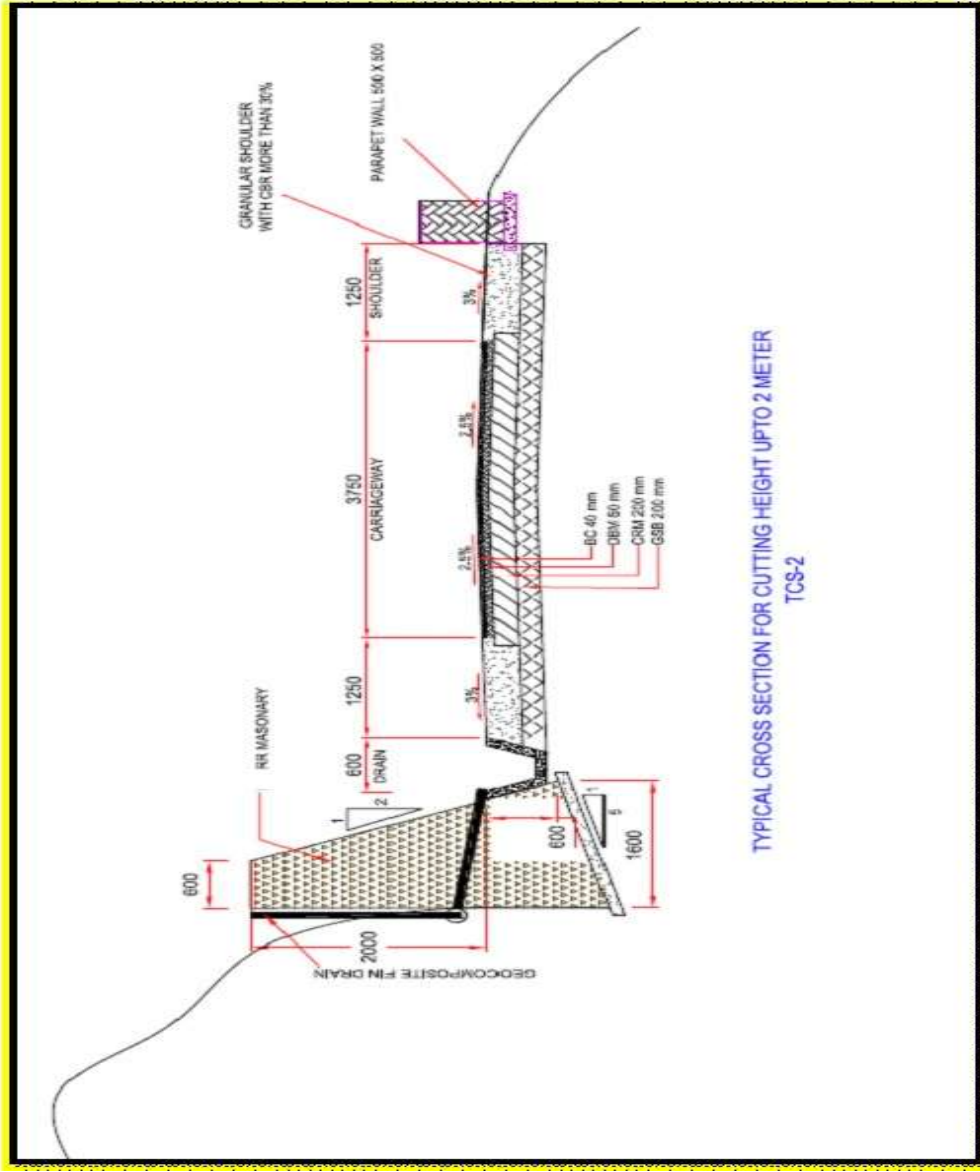
13. CHANGE OF SCOPE

The length of Structures and bridges specified herein above shall be treated as an approximate assessment. The Contractor in accordance with the Specifications and Standards shall determine the actual lengths as required on the basis of detailed investigations. Any variations in the lengths specified in this Schedule- B shall not constitute

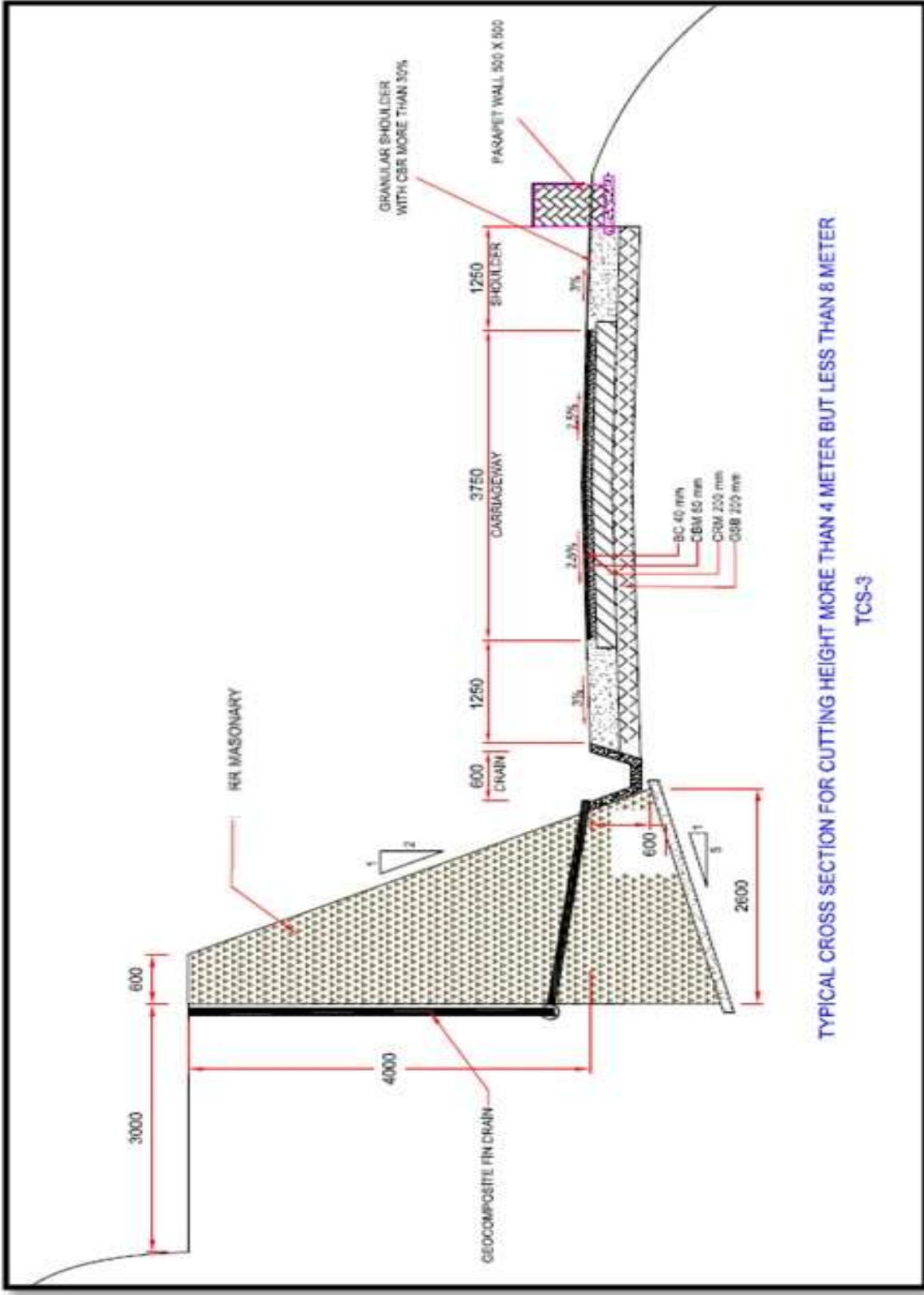
a Change of Scope, save and except any variations in the length arising out of a Change of Scope expressly undertaken in accordance with the provisions of Article 13.

a. Typical Cross Section



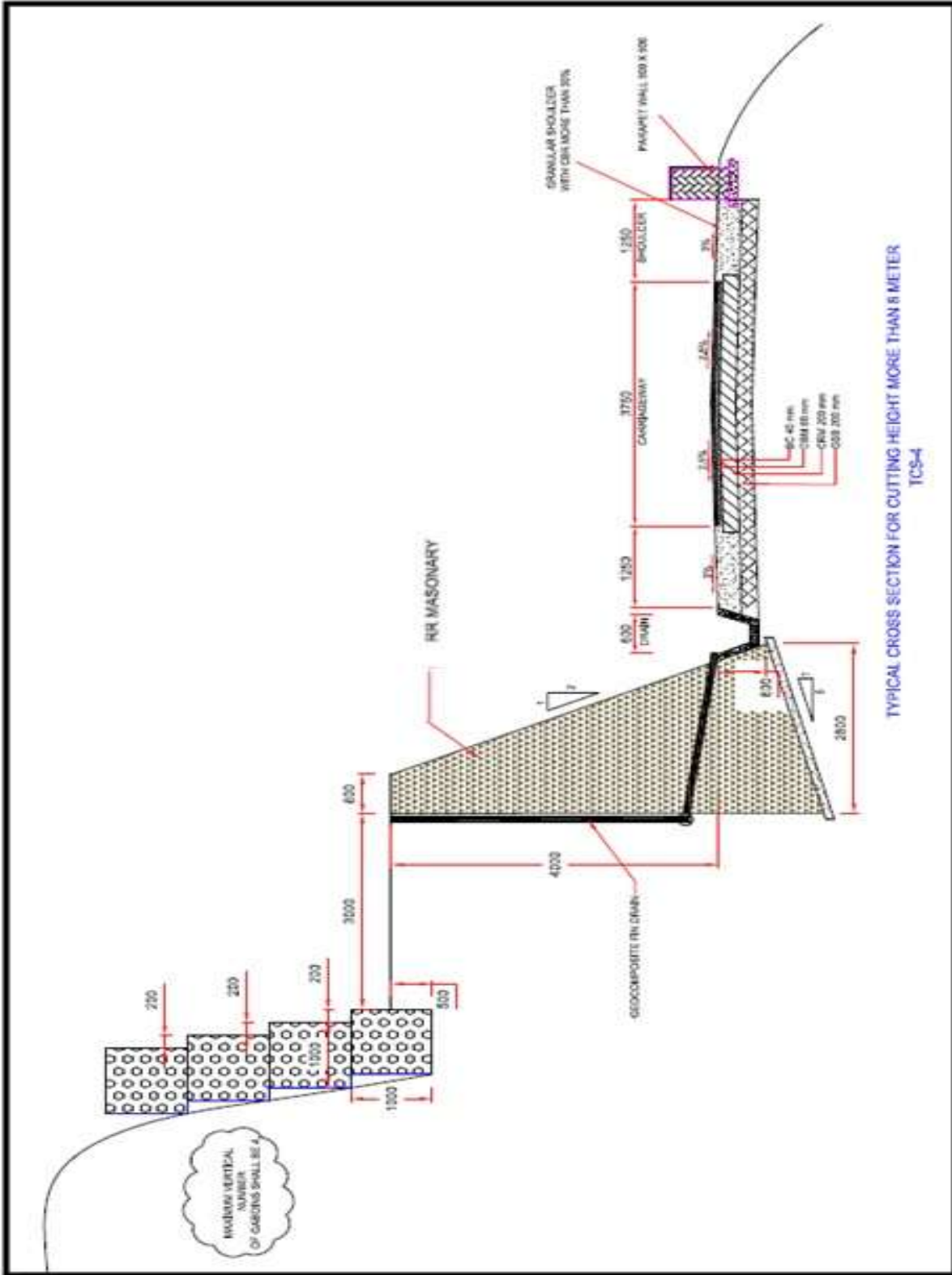


TYPICAL CROSS SECTION FOR CUTTING HEIGHT UPTO 2 METER
TCS-2



TYPICAL CROSS SECTION FOR CUTTING HEIGHT MORE THAN 4 METER BUT LESS THAN 8 METER

TCS-3



Schedule C

(See Clause 2.1)

PROJECT FACILITIES

1 Project Facilities

The Contractor shall construct the Project Facilities in accordance with the provisions of this Agreement. Such Project Facilities shall include:

- a) Roadside Furniture;
- b) Bus shelters
- c) Telecommunication system;

2 Description of Project Facilities

a) Road side Furniture

- (i) As per para 9 of Annexure-I of Schedule-B.
- (ii) Boundary Stones (RoW pillars)
- (iii) Hectometer / Kilometer Stones
- (iv) Traffic Blinker Signal (L.E.D) shall be provided at all At-grade junctions, schools, hospitals, police station, places of worship and institutional buildings etc.
- (v) Two Nos Overhead signs: to be provided at chainage 0/050 and 36/250 as per IRC 67
- (vi) Delineators and Studs: Delineators as per para 9(ii) of Annexure-I of Schedule B at the locations as per directions of AE.

b) Bus-bays and Bus Shelter:

Bus-shelter shall be provided at the following locations

Sl No	Location	Side
1	0/000	Both side. Final location shall be decided by the Authority Engineer as per land availability and site clearance.
2	36/300	

**The final locations of Bus shelters shall be finalized by Authority Engineer.*

c) Telecommunication

VSAT to be provided for communication and Internet facility at site as also running expenses of internet with 1 Mbps speed, and unlimited data per month

SCHEDULE - D

(See Clause 2.1)

SPECIFICATIONS AND STANDARDS

1. Construction

The Contractor shall comply with the Specifications and Standards set forth in Annex - I of this Schedule - D for construction of the Project Highway.

2. Design Standards

The Project Highway including Project Facilities shall conform to design requirements set out in the following documents:

Manual of Specifications and Standards for Hill Road (IRC: SP: 48-1998), referred to herein as the Manual for project road.

Annex - I
(Schedule-D)

Specifications and Standards for Construction

Specifications and Standards for Construction

1 Specifications and Standards

All Materials, works and construction operations shall conform to the Manual of Specifications and Standards for Hill Road Manual of Highways (IRC:SP:48-1998), referred to as the Manual and MORTH Specifications for Road and Bridge Works (5th Edition). Where the specification for a work is not given, Good Industry Practice shall be adapted to the satisfaction of the Authority's Engineer.

2 Deviations from the Specifications and Standards

- 2.1 The terms 'Concessionaire', 'Independent Engineer' and 'Concession Agreement' used in the Manual (IRC: SP 73- 2018) (instead of 2 lane, single lane should be considered) shall be deemed to be substituted by the terms '**Contractor**', '**Authority's Engineer**' and '**Agreement**' respectively.

Schedule - E

(See Clauses 2.1 and 14.2)

Maintenance Requirements

1. Maintenance Requirements

- (i) The Contractor shall, at all times maintain the Project Highway in accordance with the provisions of this Agreement, Applicable Laws and Applicable Permits.
- (ii) The Contractor shall repair or rectify any Defect or deficiency set forth in Paragraph 2 of this Schedule-E within the time limit specified therein and any failure in this behalf shall constitute non-fulfillment of the Maintenance obligations by the Contractor. Upon occurrence of any breach hereunder, the Authority shall be entitled to effect reduction in monthly lump sum payment as set forth in Clause 14.6 of this Agreement, without prejudice to the rights of the Authority under this Agreement, including Termination thereof.
- (iii) All Materials, works and construction operations shall conform to the MORTH Specifications for Road and Bridge Works, and the relevant IRC publications. Where the specifications for a work are not given, Good Industry Practice shall be adopted.

[Specify all the relevant documents]

2. Repair/rectification of Defects and deficiencies

The obligations of the Contractor in respect of Maintenance Requirements shall include repair and rectification of the Defects and deficiencies specified in Annex - I of this Schedule-E within the time limit set forth therein.

3. Other Defects and deficiencies

In respect of any Defect or deficiency not specified in Annex - I of this Schedule-E, the Authority's Engineer may, in conformity with Good Industry Practice, specify the permissible limit of deviation or deterioration with reference to the Specifications and Standards, and any deviation or deterioration beyond the permissible limit shall be repaired or rectified by the Contractor within the time limit specified by the Authority's Engineer.

4. Extension of time limit

Notwithstanding anything to the contrary specified in this Schedule-E, if the nature and extent of any Defect or deficiency justifies more time for its repair or rectification than the time specified herein, the Contractor shall be entitled to additional time in conformity with Good Industry Practice. Such additional time shall be determined by the Authority's Engineer and conveyed to the Contractor and the Authority with reasons thereof.

5. Emergency repairs/restoration

Notwithstanding anything to the contrary contained in this Schedule-E, if any Defect, deficiency or deterioration in the Project Highway poses a hazard to safety or risk of damage to property, the Contractor shall promptly take all reasonable measures for eliminating or minimizing such danger.

6. Daily inspection by the Contractor

The Contractor shall, through its engineer, undertake a daily visual inspection of the Project Highway and maintain a record thereof in a register to be kept in such form and manner as the Authority's Engineer may specify. Such record shall be kept in safe custody of the Contractor and shall be open to inspection by the Authority and the Authority's Engineer at any time during office hours.

7. Pre-monsoon inspection / Post-monsoon inspection

The Contractor shall carry out a detailed pre-monsoon inspection of all bridges, culverts and drainage system before [1st June] every year in accordance with the guidelines contained in IRC: SP35. Report of this inspection together with details of proposed maintenance works as required on the basis of this inspection shall be sent to the Authority's Engineer before the [10th June] every year. The Contractor shall complete the required repairs before the onset of the monsoon and send to the Authority's Engineer a compliance report. Post monsoon inspection shall be done by the [30th September] and the inspection report together with details of any damages observed and proposed action to remedy the same shall be sent to the Authority's Engineer.

8. Repairs on account of natural calamities

All damages occurring to the Project Highway on account of a Force Majeure Event or wilful default or neglect of the Authority shall be undertaken by the Authority at its own cost. The Authority may instruct the Contractor to undertake the repairs at the rates agreed between the Parties.

Annex – I

(Schedule-E)

Repair/rectification of Defects and deficiencies

The Contractor shall repair and rectify the Defects and deficiencies specified in this Annex-I of Schedule-E within the time limit set forth in the table below.

Table -1: Maintenance Criteria for Pavements:

Asset Type	Performance Parameter	Level of Service (LOS)		Frequency of Inspection	Tools/Equipment	Standards and References for Inspection and Data Analysis	Time limit for Rectification/Repair	Maintenance Specifications
		Desirable	Acceptable					
Flexible Pavement (Pavement of MCW, Service Road, approach)	Potholes	Nil	< 0.1 % of area and subject to limit of 10 mm in depth	Daily	Length Measurement Unit like Scale, Tape, odometer etc.	IRC 82: 2015 and Distress Identification Manual for Long Term Pavement Performance Program, FHWA 2003 (http://www.tfhr.com/pavement/ltp/reports/03031/)	24-48 hours	MORT&H Specification 3004.2

Asset Type	Performance Parameter	Level of Service (LOS)		Frequency of Inspection	Tools/Equipment	Standards and References for Inspection and Data Analysis	Time limit for Rectification/Repair	Maintenance Specifications
		Desirable	Acceptable					
s of Grade structure, approaches of connecting roads, slip roads, lay byes etc. as applicable)	Cracking	Nil	< 5 % subject to limit of 0.5 sqm for any 50 m length	Daily			7-15 days	MORT&H Specification 3004.3
	Rutting	Nil	< 5 mm	Daily	Straight Edge		15 -30 days	MORT&H Specification 3004.2
	Corrugations and Shoving	Nil	< 0.1 % of area	Daily	Length Measurement Unit like		2-7 days	IRC:82-2015

Asset Type	Performance Parameter	Level of Service (LOS)		Frequency of Inspection	Tools/Equipment	Standards and References for Inspection and Data Analysis	Time limit for Rectification/Repair	Maintenance Specifications
		Desirable	Acceptable					
	Bleeding	Nil	< 1 % of area	Daily	Scale, Tape, odometer etc.		3-7 days	MORT&H Specification 3004.4
	Ravelling / Stripping	Nil	< 1 % of area	Daily			7-15 days	IRC:82-2015 read with IRC SP 81
	Edge Deformation/ Breaking	Nil	< 1 m for any 100 m section and width < 0.1 m at any location, restricted	Daily			7- 15 days	IRC:82-2015

Asset Type	Performance Parameter	Level of Service (LOS)		Frequency of Inspection	Tools/Equipment	Standards and References for Inspection and Data Analysis	Time limit for Rectification/Repair	Maintenance Specifications
		Desirable	Acceptable					
			d to 30 cm from the edge					
	Roughness BI	2000 mm/km	2400 mm/km	Bi-Annually	Class I Profilometer	Class I Profilometer : ASTM E950 (98) :2004 –Standard Test Method for measuring Longitudinal Profile of Travelled Surfaces with Accelerometer Established Inertial Profiling Reference ASTM E1656 -94: 2000- Standard Guide for Classification of Automatic Pavement Condition Survey Equipment	180 days	IRC:82-2015
	Skid Number	60SN	50SN	Bi-Annually	SCRIM (Sideway-force Coefficient Routine Investigation Machine or equivalent)		180 days	BS: 7941-1: 2006
	Pavement Condition Index	3	2.1	Bi-Annually			180 days	IRC:82-2015

Asset Type	Performance Parameter	Level of Service (LOS)		Frequency of Inspection	Tools/Equipment	Standards and References for Inspection and Data Analysis	Time limit for Rectification/Repair	Maintenance Specifications
		Desirable	Acceptable					
	Other Pavement Distresses			Bi-Annually			2-7 days	IRC:82-2015
	Deflection/Remaining Life			Annually	Falling Weight Deflectometer	IRC 115: 2014	180 days	IRC:115-2014
Rigid Pavement (Pavement of MCW, Service Road, Grade structure,	Roughness BI	2200m m/km	2400mm /km	Bi-Annually	Class I Profilometer	ASTM E950 (98) :2004 and ASTM E1656 -94: 2000	180 days	IRC:SP:83-2008
	Skid	Skid Resistance no. at different speed of vehicles		Bi-Annually	SCRIM (Sideway-force	IRC:SP:83-2008	180 days	IRC:SP:83-2008

Asset Type	Performance Parameter	Level of Service (LOS)		Frequency of Inspection	Tools/Equipment	Standards and References for Inspection and Data Analysis	Time limit for Rectification/Repair	Maintenance Specifications
		Desirable	Acceptable					
	approaches of connecting roads, slip roads, lay byes etc. as applicable)	Minimum SN	Traffic Speed (Km/h)		Coefficient Routine Investigation Machine or equivalent)			
		36	50					
		33	65					
		32	80					
		31	95					
		31	110					

Asset Type	Performance Parameter	Level of Service (LOS)		Frequency of Inspection	Tools/Equipment	Standards and References for Inspection and Data Analysis	Time limit for Rectification/Repair	Maintenance Specifications
		Desirable	Acceptable					
Embankment/ Slope	Edge drop at shoulders	Nil	40m m	Daily	Length Measurement Unit like Scale, Tape, odometer etc.	IRC	7-15 days	MORT&H Specification 408.4
	Slope of camber/cross fall	Nil	<2% variation in prescribed slope of camber/cross fall	Daily			7-15 days	MORT&H Specification 408.4
	Embankment Slopes	Nil	<15 % variation in prescribe	Daily			7-15 days	MORT&H Specification 408.4

Asset Type	Performance Parameter	Level of Service (LOS)		Frequency of Inspection	Tools/Equipment	Standards and References for Inspection and Data Analysis	Time limit for Rectification/Repair	Maintenance Specifications
		Desirable	Acceptable					
			side slope					
	Embankment Protection	Nil	Nil	Daily	NA		7-15 days	MORT&H Specification
	Rain Cuts/ Gullies in slope	Nil	Nil	Daily Specially During Rainy Season	NA		7-15 days	MORT&H Specification

In addition to the above performance criterion, the contractor shall strictly maintain the rigid pavements as per requirements in the following table

Table -2: **Maintenance Criteria for Rigid Pavements:**

S.No.	Type of Distress	Measured Parameter	Degree of Severity	Assessment Rating	Repair Action	
					For the case $d < D/2$	For the case $d > D/2$
CRACKING						
1	Single Discrete Cracks Not intersecting with any joint	w = width of crack L = length of crack d = depth of crack D = depth of slab	0	Nil, not discernible	No Action	Not applicable
			1	$w < 0.2$ mm. hair cracks		
			2	$w = 0.2 - 0.5$ mm, discernible from slow-moving car	Seal without delay	Seal, and stitch if $L > 1m$. Within 7days
			3	$w = 0.5 - 1.5$ mm, discernible from fast-moving car		

S.No.	Type of Distress	Measured Parameter	Degree of Severity	Assessment Rating	Repair Action	
					For the case $d < D/2$	For the case $d > D/2$
2	Single Transverse (or Diagonal) Crack intersecting with one or more joints	w = width of crack L = length of crack d = depth of crack D = depth of slab	4	w = 1.5 - 3.0 mm	Seal, and stitch if L > 1 m.	Staple or Dowel Bar Retrofit, FDR for affected portion.
			5	w > 3 mm.	Within 7 days	Within 15days
			0	Nil, not discernible	No Action	
			1	w < 0.2 mm, hair cracks	Route and seal with epoxy.	Staple or Dowel Bar Retrofit.
			2	w = 0.2 - 0.5 mm, discernible from slow vehicle	Within 7 days	Within 15days
			3	w = 0.5 - 3.0 mm, discernible from fast vehicle	Route, seal and stitch, if L > 1 m. Within 7 days	

S.No.	Type of Distress	Measured Parameter	Degree of Severity	Assessment Rating	Repair Action	
					For the case $d < D/2$	For the case $d > D/2$
			4	$w = 3.0 - 6.0 \text{ mm}$	Dowel Bar Retrofit. Within 15 days	Full Depth Repair Dismantle and reconstruct affected. Portion with norms and specifications - See Para 5.5 & 9.2
			5	$w > 6 \text{ mm}$, usually associated with spalling, and/or slab rocking under traffic	Not Applicable, as it may be full depth	Within 15days
			0	Nil, not discernible	No Action	
3	Single Longitudinal Crack intersecting with one or more joints	w = width of crack L = length of crack d = depth of crack D = depth of slab	1	$w < 0.5 \text{ mm}$, discernable from slow moving vehicle	Seal with epoxy, if $L > 1 \text{ m}$. Within 7 days	Staple or dowel bar retrofit. Within 15days

S.No.	Type of Distress	Measured Parameter	Degree of Severity	Assessment Rating	Repair Action	
					For the case $d < D/2$	For the case $d > D/2$
			2	w = 0.5 - 3.0 mm, discernible from fast vehicle	Route seal and stitch, if L > 1 m. Within 15 days	-
			3	w = 3.0 - 6.0 mm	Staple, if L > 1 m. Within 15 days	Partial Depth Repair with stapling. Within 15 days
			4	w = 6.0 - 12.0 mm, usually associated with spalling	Not Applicable, as it may be full depth	
			5	w > 12 mm, usually associated with spalling, and/or slab rocking under traffic		
						Full Depth Repair Dismantle and reconstruct affected portion as per norms and specifications -

S.No.	Type of Distress	Measured Parameter	Degree of Severity	Assessment Rating	Repair Action	
					For the case $d < D/2$	For the case $d > D/2$
						See Para 5.6.4 Within 15 days
4	Multiple Cracks intersecting with one or more joints	w = width of crack	0	Nil, not discernible	No Action	-
			1	$w < 0.2$ mm, hair cracks	Seal, and stitch if $L > 1$ m.	
			2	$w = 0.2 - 0.5$ mm. discernible from slow vehicle	Within 15 days	
			3	$w = 0.5 - 3.0$ mm, discernible from fast vehicle	Full depth repair within 15 days	Dismantle, Reinststate subbase, Reconstruct whole slab as per specifications within 30 days
			4	$w = 3.0 - 6.0$ mm panel broken into 2 or 3 pieces		
			5	$w > 6$ mm and/or panel broken		

S.No.	Type of Distress	Measured Parameter	Degree of Severity	Assessment Rating	Repair Action	
					For the case $d < D/2$	For the case $d > D/2$
				into more than 4 pieces		
5	Corner Break	w = width of crack L = length of crack	0	Nil, not discernible	No Action	-
			1	$w < 0.5$ mm; only 1 corner broken	Seal with low viscosity epoxy to	Seal with epoxy seal with epoxy Within 7 days
			2	$w < 1.5$ mm; $L < 0.6$ m, only one corner broken	secure broken parts Within 7 days	
			3	$w < 1.5$ mm; $L < 0.6$ m, two corners broken	Partial Depth (Refer Figure 8.3 of IRC:SP: 83-2008) Within 15 days	Full depth repair
			4	$w > 1.5$ mm; $L > 0.6$ m or three corners broken		
			5	ree or four corners broken		Reinstate sub-base, and reconstruct the

S.No.	Type of Distress	Measured Parameter	Degree of Severity	Assessment Rating	Repair Action	
					For the case $d < D/2$	For the case $d > D/2$
						slab as per norms and specifications within 30days
6	Punchout (Applicable to Continuous Reinforced Concrete Pavement (CRCP) only)	w = width of crack L = length (m/m ²)	0	Nil, not discernible		No Action
			1	$w < 0.5 \text{ mm}; L < 3 \text{ m/m}^2$	Not Applicable, as it may be full depth	Seal with low viscosity epoxy to secure broken parts.
			2	either $w > 0.5 \text{ mm}$ or $L < 3 \text{ m/m}^2$		Within 15days
			3	$w > 1.5 \text{ mm}$ and $L < 3 \text{ m/m}^2$		Full depth repair - Cut out and replace damaged area taking care not to damage reinforcement.
			4	$w > 3 \text{ mm}$, $L < 3 \text{ m/m}^2$ and deformation		Within 30days
			5	$w > 3 \text{ mm}$, $L > 3 \text{ m/m}^2$ and deformation		

S.No.	Type of Distress	Measured Parameter	Degree of Severity	Assessment Rating	Repair Action	
					For the case $d < D/2$	For the case $d > D/2$
Surface Defects						
7	Ravelling Honeycomb surface	r = area damaged or surface/total surface of slab (%) h = maximum depth of damage	0	Nil, not discernible	Short Term	Long Term
					No action.	Not Applicable
			1	$r < 2 \%$	Local repair of areas damaged	
			2	$r = 2 - 10 \%$	and liable to be damaged. Within 15 days	
			3	$r = 10-25\%$	Bonded Inlay, 2 or 3 slabs if	
			4	$r = 25 - 50 \%$	affecting.	

S.No.	Type of Distress	Measured Parameter	Degree of Severity	Assessment Rating	Repair Action	
					For the case $d < D/2$	For the case $d > D/2$
					Within 30 days	
			5	$r > 50\%$ and $h > 25 \text{ mm}$	Reconstruct slabs, 4 or more slabs if affecting. Within 30 days	
8	Scaling	$r = \frac{\text{damaged surface}}{\text{total surface of slab}} (\%)$ $h = \text{maximum depth of damage}$	0	Nil, not discernible	Short Term	Long Term
					No action.	Not Applicable
			1	$r < 2 \%$	Local repair of areas damaged	
			2	$r = 2 - 10 \%$	and liable to be damaged. Within 7 days	

S.No.	Type of Distress	Measured Parameter	Degree of Severity	Assessment Rating	Repair Action	
					For the case $d < D/2$	For the case $d > D/2$
			3	$r = 10 - 20\%$	Bonded Inlay within 15 days	
			4	$r = 20 - 30 \%$		
			5	$r > 30 \%$ and $h > 25 \text{ mm}$	Reconstruct slab within 30 days	
9	Polished Surface/Glazing	t = texture depth, sand patch test	0		No action.	Not Applicable
			1	$t > 1 \text{ mm}$		
			2 '	$t = 1 - 0.6 \text{ mm}$	Monitor rate of deterioration	
			3	$t = 0.6 - 0.3 \text{ mm}$		
			4	$t = 0.3 - 0.1 \text{ mm}$		

S.No.	Type of Distress	Measured Parameter	Degree of Severity	Assessment Rating	Repair Action	
					For the case $d < D/2$	For the case $d > D/2$
			5	$t < 0.1 \text{ mm}$	Diamond Grinding if affecting 50% or more slabs in a continuous stretch of minimum 5 km. Within 30 days	
10	Popout (Small Hole), Pothole Refer Para 8.4	n = number/m ² d = diameter h = maximum depth	0	$d < 50 \text{ mm}$; $h < 25 \text{ mm}$; $n < 1$ per 5 m ²	No action.	Not Applicable
			1	$d = 50 - 100 \text{ mm}$; $h < 50 \text{ mm}$; $n < 1$ per 5 m ²	Partial depth repair 65 mm deep.	
			2	$d = 50 - 100 \text{ mm}$; $h > 50 \text{ mm}$; $n < 1$ per 5 m ²	Within 15 days	

S.No.	Type of Distress	Measured Parameter	Degree of Severity	Assessment Rating	Repair Action	
					For the case $d < D/2$	For the case $d > D/2$
			3	$d = 100 - 300 \text{ mm}; h < 100 \text{ mm}; n < 1 \text{ per } 5 \text{ m}^2$	Partial depth repair 110mm	
			4	$d = 100 - 300 \text{ mm}; h > 100 \text{ mm}; n < 1 \text{ per } 5 \text{ m}^2$	i.e. 10 mm more than the depth of the hole. Within 30 days	
			5	$d > 300 \text{ mm}; h > 100 \text{ mm}; n > 1 \text{ per } 5 \text{ m}^2$	Full depth repair. Within 30 days	

Joint Defects						
11	Joint Seal Defects	loss or damage L = Length as % total joint length	0	Difficult to discern.	Short Term	Long Term
					No action.	Not Applicable
			1	Discernible, $L < 25\%$ but of little immediate consequence with regard to ingress of water or trapping incompressible material.	Clean joint, inspect later.	
			3	Notable. $L > 25\%$ insufficient protection against ingress of water and trapping incompressible material.	Clean and reapply sealant in selected locations. Within 7 days	
			5	Severe; $w > 3 \text{ mm}$ negligible protection against ingress of water	Clean, widen and reseal the joint. Within 7 days	

				and trapping incompressible material.		
12	Spalling of Joints	w = width on either side of the joint L = length of spalled portion (as % joint length)	0	Nil, not discernible	No action.	Not Applicable
			1	w < 10 mm	Apply low viscosity epoxy resin/ mortar in cracked portion.	
			2	w = 10 - 20 mm, L < 25%	Within 7 days	
			3	w = 20 - 40 mm, L > 25%	Partial Depth Repair. Within 15 days	
			4	w = 40 - 80 mm, L > 25%	30 - 50 mm deep, h = w + 20% of w, within 30 days	
			5	w > 80 mm, and L > 25%	50 - 100 mm deep repair. H = w + 20% of w. Within 30 days	
13	Faulting (or Stepping)	f = difference of level	0	not discernible, < 1 mm	No action.	No action.

	in Cracks or Joints		1	$f < 3 \text{ mm}$		
			2	$f = 3 - 6 \text{ mm}$	Determine cause and observe, take action for diamond grinding	Replace the slab as appropriate.
			3	$f = 6 - 12 \text{ mm}$	Diamond Grinding	Within 30days
			4	$f = 12 - 18 \text{ mm}$	Raise sunken slab.	Replace the slab as appropriate. Within 30days
			5	$f > 18 \text{ mm}$	Strengthen subgrade and sub-base by grouting and raising sunken slab	
14	Blowup or Buckling	h = vertical displacement from normal profile	0	Nil, not discernible	Short Term	Long Term
			1	$h < 6 \text{ mm}$	No Action	
			2	$h = 6 - 12 \text{ mm}$		
					Install Signs to Warn Traffic	

			3	h = 12 - 25 mm	within 7 days	
			4	h > 25 mm	Full Depth Repair. Within 30 days	
			5	shattered slabs, ie 4 or more pieces	Replace broken slabs. Within 30 days	
15	Depression	h = negative vertical displacement from normal profile L =length	0	Not discernible, h < 5 mm	No action.	Not Applicable
			1	h = 5 - 15 mm		
			2	h = 15-30 mm, Nos <20% joints	Install Signs to Warn Traffic within 7 days	
			3	h = 30 - 50 mm		
			4	h > 50 mm or > 20% joints	Strengthen subgrade. Reinstate pavement at normal level	

			5	h > 100 mm	if L < 20 m. Within 30 days	
16	Heave	h = positive vertical displacement from normal profile. L = length	0	Not discernible. h < 5 mm	Short Term	Long Term
					No action.	
			1	h = 5 - 15 mm	Follow up.	
			2	h = 15 - 30 mm, Nos <20% joints	Install Signs to Warn Traffic within 7 days	
			3	h = 30 - 50 mm		
			4	h > 50 mm or > 20% joints	Stabilise subgrade. Reinstate pavement at normal level if length < 20 m. Within 30 days	
			5	h > 100 mm		
17	Bump	h = vertical	0	h < 4 mm	No action	

		displacement from normal profile	1	$h = 4 - 7 \text{ mm}$	Grind, in case of new construction within 7 days	Construction Limit for New Construction.
			3	$h = 7 - 15 \text{ mm}$	Grind, in case of ongoing Maintenance within 15 days	Replace in case of new construction. Within 30days
			5	$h > 15 \text{ mm}$	Full Depth Repair. Within 30 days	Full Depth Repair. Within 30days
18	Lane Shoulder Dropoff	to f = difference of level	0	Nil, not discernible $< 3\text{mm}$	Short Term	Long Term
					No action.	
			1	$f = 3 - 10 \text{ mm}$	Spot repair of shoulder within 7 days	
			2	$f = 10 - 25 \text{ mm}$		
			3	$f = 25 - 50 \text{ mm}$	Fill up shoulder	

			4	f = 50 - 75 mm	within 7 dayss	For any 100 m stretch Reconstruct shoulder, if affecting 25% or more of stretch. Within 30days
			5	f > 75 mm		
Drainage						
19	Pumping	quantity of fines and water expelled through open joints and cracks Nos	0	not discernible	No Action	Inspect and repair sub-drainage at distressed sections and upstream.
			1 to 2	slight/ occasional Nos < 10%	Repair cracks and joints Without delay.	
			3 to 4	appreciable/ Frequent 10 - 25%	Lift or jack slab within 30 days.	
		Nos/100 m stretch	5	abundant, crack development > 25%	Repair distressed pavement sections. Strengthen subgrade and subbase. Replace slab. Within 30 days	

20	Ponding	Ponding on slabs due to blockage of drains	0-2	No discernible problem	No action.	Action required to stop water damaging foundation within 30 days.
			3 to 4	Blockages observed in drains, but water flowing	Clean drains etc within 7 days, Follow up	
			5	Ponding, accumulation of water observed	-do-	

Table -3: Maintenance Criteria for Safety Related Items and Other Furniture Items:

Asset Type	Performance Parameter	Level of Service (LOS)			Frequency of Measurement	Testing Method	Recommended Remedial measures	Time limit for Rectification	Specifications and Standards
Highway	Availability of Safe Sight Distance	As per IRC SP :84-2014, a minimum of safe stopping sight distance shall be available throughout.			Monthly	Manual Measurements with Odometer along with video/ image backup	Removal of obstruction within 24 hours, in case of sight line affected by temporary objects such as trees, temporary encroachments. In case of permanent structure or design deficiency: Removal of obstruction/improvement of deficiency at the earliest Speed Restriction boards and suitable traffic calming measures such as transverse bar marking, blinkers, etc. shall be applied during the period of rectification.		IRC:SP 84-2014
		Design Speed, kmph	Desirable Minimum Sight Distance (m)	Safe Stopping Sight Distance (m)					
		100	360	180					
		80	260	130					
						Visual	Re - painting	Cat-1 Defect – within 24 hours Cat-2 Defect within 2 months	IRC:35-2015
Pavement Marking	Wear	<70% of marking remaining			Bi-Annually	Assessment as per Annexure-F of IRC:35-2015			

Asset Type	Performance Parameter	Level of Service (LOS)		Frequency of Measurement	Testing Method	Recommended Remedial measures	Time limit for Rectification	Specifications and Standards
	Day time Visibility	During expected life Service Time Cement Road - 130mcd/m ² /lux Bituminous Road - 100mcd/m ² /lux		Monthly	As per Annexure-D of IRC:35-2015	Re - painting	Cat-1 Defect – within 24 hours Cat-2 Defect – within 2 months	IRC:35-2015
		<u>Initial and Minimum Performance for Dry Retro reflectivity during night time:</u>			As per Annexure-E of IRC:35-2015	Re - painting	Cat-1 Defect – within 24 hours Cat-2 Defect – within 2 months	IRC:35-2015
		Design	(RL) Retro					
		Speed	Reflectivity					
			(mcd/m ² /lux)					
			Initial					
			(7 days)					
			Threshold level					
			(TL) & warranty					
	Night Time Visibility		period required up to 2 years	Bi-Annually				
		Up to 65	200	80				
		65 - 100	250	120				
		Above	350	150				
		100						
		<u>Initial and Minimum Performance for Night Visibility under wet condition (Retro reflectivity):</u>						

Asset Type	Performance Parameter		Level of Service (LOS)	Frequency of Measurement	Testing Method	Recommended Remedial measures	Time limit for Rectification	Specifications and Standards
			Initial 7 days Retro reflectivity: 100 mcd/m ² /lux Minimum Threshold Level: 50 mcd/m ² /lux					
	Skid Resistance		Initial and Minimum performance for Skid Resistance: Initial (7days): 55BPN Min. Threshold: 44BPN *Note: shall be considered under urban/city traffic condition encompassing the locations like pedestrian crossings, bus bay, bus stop, cycle track intersection delineation, transverse bar markings Etc	Bi-Annually	As per Annexure-G of IRC:35-2015		Within 24 hours	IRC:35-2015
Road Signs	Shape	Position and	Shape and Position as per IRC:67-2012. Signboard should be clearly visible for the design speed of the section.	Daily	Visual with video/image backup	Improvement of shape, in case if shape is damaged. Relocation as per requirement	48 hours in case of Mandatory Signs, Cautionary and Informatory Signs (Single and Dual post signs)	IRC:67-2012
							15 Days in case of	
							Gantry/Cantilever Sign boards	
	Retro reflectivity		As per specifications in IRC:67-2012	Bi-Annually	Testing of each	change of signboard	48 hours in case of Mandatory	IRC:67-2012

Asset Type	Performance Parameter	Level of Service (LOS)	Frequency of Measurement	Testing Method	Recommended Remedial measures	Time limit for Rectification	Specifications and Standards
				signboard using Retro Reflectivity Measuring Device. In accordance with ASTM D 4956-09.		Signs, Cautionary and Informatory Signs (Single and Dual post signs) 1 Month in case of Gantry/Cantilever Sign boards	
Kerb	Kerb Height	As per IRC 86:1983 depending upon type of Kerb	Bi-Annually	Use of distance measuring tape	Raising Kerb Height	Within 1 Month	RC 86:1983
	Kerb Painting	<u>Functionality</u> : Functioning of Kerb painting as intended	Daily	Visual with video/image backup	Kerb Repainting	Within 7-days	RC 35:2015
Other Road Furniture	Reflective Pavement Markers (Road Studs)	Numbers and Functionality as per specifications in IRC:SP:84-2014 and IRC:35-2015, unless specified in Schedule-B.	Daily	Counting	New Installation	Within 2 months	IRC:SP:84-2014, IRC:35-2015
	Pedestrian Guardrail	<u>Functionality</u> : Functioning of guardrail as intended	Daily	Visual with video/image backup	Rectification	Within 15 days	IRC:SP:84-2014
	Traffic Safety Barriers	<u>Functionality</u> : Functioning of Safety Barriers as intended	Daily	Visual with video/image backup	Rectification	Within 7 days	IRC:SP:84-2014, IRC:119-2015
	End Treatment of	<u>Functionality</u> : Functioning of End Treatment as intended	Daily	Visual with video/image	Rectification	Within 7 days	IRC:SP:84-2014,

Asset Type	Performance Parameter	Level of Service (LOS)	Frequency of Measurement	Testing Method	Recommended Remedial measures	Time limit for Rectification	Specifications and Standards
	Traffic Safety Barriers			backup			IRC:119-2015
	Attenuators	Functionality: _____ Functioning of Attenuators as intended	Daily	Visual with video/image backup	Rectification	Within 7 days	IRC:SP-2014, IRC:119-2015
	Guard Posts and Delineators	Functionality: Functioning of Guard Posts and Delineators as intended	Daily	Visual with video/image backup	Rectification	Within 15 days	IRC: 79 - 1981
	Overhead Sign Structure	Overhead sign structure shall be structurally adequate	Daily	Visual with video/image backup	Rectification	Within 15 days	IRC:67-2012
	Traffic Blinkers	Functionality: Functioning of Traffic Blinkers as intended	Daily	Visual with video/image backup	Rectification	Within 7 days	IRC:SP:84-2014
Highway Lighting System	Highway Lights	Illumination: Minimum 40 Lux illumination on the road surface	Daily	The illumination level shall be measured with luxmeter	Improvement in Lighting System	24 hours	IRC:SP:84-2014
		No major failure in the lighting system	Daily	-	Rectification of failure	24 hours	IRC:SP:84-2014
		No minor failure in the lighting system	Monthly	-	Rectification of failure	8 hours	IRC:SP:84-2014
	Toll Plaza Canopy Lights	Minimum 40 Lux illumination on the road surface	Daily	The illumination level shall be measured with luxmeter	Improvement in Lighting System	24 hours	IRC:SP:84-2014
		No major/minor failure in the lighting system	Daily	-	Rectification of failure	8 hours	IRC:SP:84-2014

Asset Type	Performance Parameter	Level of Service (LOS)	Frequency of Measurement	Testing Method	Recommended Remedial measures	Time limit for Rectification	Specifications and Standards
Trees and Plantation including median plantation	Obstruction in a minimum head-room of 5.5 m above carriageway or obstruction in visibility of road signs	No obstruction due to trees	Monthly	Visual with video/image backup	Removal of trees	Immediate	IRC:SP:84-2014
	Deterioration in health of trees and bushes	Health of plantation shall be as per requirement of specifications & instructions issued by Authority from time to time	Daily	Visual with video/image backup	Timely watering and treatment. Or Replacement of Trees and Bushes.	Within 90 days	IRC:SP:84-2014
	Vegetation affecting sight line and road Structures	Sight line shall be free from obstruction by vegetation	Daily	Visual with video/image backup	Removal of Trees	Immediate	IRC:SP 84-2014
Rest Areas	Cleaning of Toilets	-	Daily	-	-	Every 4 hours	
	Defects in electrical, water and sanitary Installations	-	Daily	-	Rectification	24 hours	

Asset Type	Performance Parameter	Level of Service (LOS)	Frequency of Measurement	Testing Method	Recommended Remedial measures	Time limit for Rectification	Specifications and Standards
Other Project Facilities and Approach roads				-	Rectification	15 days	IRC:SP 84-
	Damage or deterioration in Approach Roads, pedestrian facilities, truck lay-bys, bus-bays, bus-shelters, cattle crossings, Traffic Aid Posts, Medical Aid Posts and other works	Daily					2014

Asset Type	Performance Parameter	Level of Service (LOS)	Frequency of Measurement	Testing Method	Recommended Remedial measures	Time limit for Rectification	Specifications and Standards
Pipe/box/slab culverts	Free waterway/unobstructed flow section	85% of culvert normal flow area to available.	2 times in a year (before and after rainy season)	Inspection by Bridge Engineer as per IRC SP: 35-1990 and recording of depth of silting and area of vegetation.	Cleaning silt up soils and debris in culvert barrel after rainy season, removal of bushes and vegetation, U/s of barrel, under barrel and D/s of barrel before rainy season.	15 days before onset of monsoon and within 30 days after end of rainy season.	IRC 5-2015, IRC SP:40-1993 and IRC SP:13-2004
	Leak-proof expansion joints if any	No leakage through expansion joints	Bi-Annually	Physical inspection of expansion joints as per IRC SP: 35-1990 if any, for leakage strains on walls at joints.	Fixing with sealant suitably	30 days or before onset of rains whichever comes earlier	IRC SP:40-1993 and IRC SP:69-2011
	Structurally sound	Spalling of concrete not more than 0.25 sqm	Bi-Annually	Detailed inspection of all components of culvert as per IRC SP:35-1990 and recording the defects	Repairs to spalling, cracking, delamination, rusting shall be followed as per IRC:SP:40-1993.	15 days	IRC SP 40-1993 and MORTH Specifications clause 2800
		Delamination of concrete not more than 0.25 sq.m.					
		Cracks wider than 0.3 mm not more than 1m aggregate length					

	Protection works in good condition	Damaged of rough stone apron or bank revetment not more than 3 sqm, damage to solid apron (concrete apron) not more than 1 sqm	2 times in a year (before and after rainy season)	Condition survey as per IRC SP:35-1990	Repairs to damaged aprons and pitching	30 days after defect observation or 2 weeks before onset of rainy season whichever is earlier.	IRC: SP 40-1993 and IRC:SP:13-2004.
Bridges including ROB's Flyover etc. as applicable	Riding quality or user comfort	No pothole in wearing coat on bridge deck	Daily	Visual inspection as per IRC SP:35-1990	Repairs to BC or wearing coat	15 days	MORT&H Specification 2811
Bridge -Super Structure	Bumps	No bump at expansion joint	Daily	Visual inspection as per IRC SP:35-1990	Repairs to BC on either side of expansion joints, profile correction course on approach slab in case of settlement to approach embankment	15 days	MORT&H Specification 3004.2 & 2811.
	User safety (condition of crash barrier and guard rail)	No damaged or missing stretch of crash barrier or pedestrian hand railing	Daily	Visual inspection and detailed condition survey as per IRC SP: 35-1990.	Repairs and replacement of safety barriers as the case may be	3days	IRC: 5-1998, IRC SP: 84-2014 and IRC SP: 40-1993.

	Rusted reinforcement	Not more than 0.25 sq.m	Bi-Annually	Detailed condition survey as per IRC SP: 35-1990 using Mobile Bridge Inspection Unit	All the corroded reinforcement shall need to be thoroughly cleaned from rusting and applied with anti-corrosive coating before carrying out the repairs to affected concrete portion with epoxy mortar / concrete.	15 days	IRC SP: 40-1993 and MORTH Specification 1600.
	Spalling of concrete	Not more than 0.50 sq.m					
	Delamination	Not more than 0.50 sq.m					
	Cracks wider than 0.30 mm	Not more than 1m total length	Bi-Annually	Detailed condition survey as per IRC SP: 35-1990 using Mobile Bridge Inspection Unit	Grouting with epoxy mortar, investigating causes for cracks development and carry out necessary rehabilitation.	48 Hours	IRC SP: 40-1993 and MORTH Specification 2800.
	Rainwater seepage through deck slab	Leakage - nil	Quarterly	Detailed condition survey as per IRC SP: 35-1990 using Mobile Bridge Inspection Unit	Grouting of deck slab at leakage areas, waterproofing, repairs to drainage spouts	1 months	MORTH specifications 2600 & 2700.
	Deflection due to permanent loads and	Within design limits.	Once in every 10 years for spans more	Load test method	Carry out major rehabilitation works on bridge to retain original design loads capacity	6 months	IRC SP: 51-1999.

	live loads			than 40 m						
	Vibrations in bridge deck due to moving trucks	Frequency of vibrations shall not be more than 5 Hz		Once in every 5 years for spans more than 30m and every 10 years for spans between 15 to 30 m	Laser displacement sensors or laser vibro-meters	Strengthening structure	of	super	4 months	AASHTO LRFD specifications
	Leakage in Expansion joints	No damage to elastomeric sealant compound in strip seal expansion joint, no leakage of rain water through expansion joint in case of buried and asphalt plug and copper strip joint.		Bi-Annually	Detailed condition survey as per IRC SP:35-1990 using Mobile Bridge Inspection Unit	Replace of expansion joint	seal	in	15 days	MORTH specifications 2600 and IRC SP: 40-1993.
	Debris and dust in strip seal	No dust or debris in expansion joint	Monthly	Detailed condition survey as per IRC SP:35-1990 using	Cleaning of expansion joint gaps thoroughly			3 days	MORTH specification s 2600 and	

	expansion joint	gap.		Mobile Bridge Inspection Unit			IRC SP: 40-1993.
	Drainage spouts	No down take pipe missing/broken below soffit of the deck slab. No silt, debris, clogging of drainage spout collection chamber.	Monthly	Detailed condition survey as per IRC SP: 35-1990 using Mobile Bridge Inspection Unit	Cleaning of drainage spouts thoroughly. Replacement of missing/broken down take pipes with a minimum pipe extension of 500mm below soffit of slab. Providing sealant around the drainage spout if any leakages observed.	3 days	MORTH specification 2700.
Bridge-substructure	Cracks/spalling of concrete/rusted steel	No cracks, spalling of concrete and rusted steel	Bi-Annually	Detailed condition survey as per IRC SP: 35-1990 using Mobile Bridge Inspection Unit	All the corroded reinforcement shall need to be thoroughly cleaned from rusting and applied with anti-corrosive coating before carrying out repairs to substructure by grouting/guniting and micro concreting depending on type of defect noticed	30 days	IRC SP: 40-1993 and MORTH specification 2800.

	Bearings	Delamination of bearing reinforcement not more than 5%, cracking or tearing of rubber not more than 2 locations per side, no rupture of reinforcement or rubber	Bi-Annually	Detailed condition survey as per IRC SP: 35-1990 using Mobile Bridge Inspection Unit	In case of failure of even one bearing on any pier/abutment, all the bearings on that pier/abutment shall be replaced, in order to get uniform load transfer on to bearings.	3 months	MORTH specification 2810 and IRC SP: 40-199.
Bridge Foundations	Scouring around foundations	Scouring shall not be lower than maximum scour level for the bridge	Bi-Annually	Condition survey and visual inspection as per IRC SP:35-1990 using Mobile Bridge Inspection Unit. In case of doubt, use Underwater camera for inspection of deep wells in major Rivers.	Suitable protection works around pier/abutment	1 month	IRC SP: 40-1993, IRC 83-2014, MORTH specification 2500
	Protection works in good condition	Damaged of rough stone apron or bank revetment not more than 3	2 times in a year (before and after rainy season)	Condition survey as per IRC SP:35-1990	Repairs to damaged aprons and pitching.	30 days after defect observation or 2	IRC: SP 40-1993 and IRC:SP:13-2004.

		sq.m, damage to solid apron (concrete apron) not more than 1 sq.m				weeks before onset of rainy season whichever is earlier.	
<p>Note: Any Structure during the entire contract period which is found that does not complies with all requirements of this Table will be prepared, rehabilitated or even reconstructed under the scope of the contractor.</p>							

Table 4: Maintenance Criteria for Structures and Culverts:

Table 5: Maintenance Criteria for Hill Roads

In addition to above, for hill roads the following provisions for maintenance is also to done.

Hill Roads		
(i)	Damage to Retaining wall/ Breast wall	7 (Seven) days
(ii)	Landslides requiring clearance	12 (Twelve) hours
(iii)	Snow requiring clearance	24 (Twenty Four) hours

Note: For all tables 1 to 5 above, latest BIS & IRC standards (even those not indicated herewith) along with MoRTH specifications shall be binding for all maintenance activities.

A. Flexible Pavement

Nature of Defect or deficiency		Time limit for repair/rectification
(b) Granular earth shoulders, side slopes, drains and culverts		
(i)	Variation by more than 1 % in the prescribed slope of camber/cross fall (shall not be less than the camber on the main carriageway)	7 (seven) days
(ii)	Edge drop at shoulders exceeding 40 mm	7 (seven) days
(iii)	Variation by more than 15% in the prescribed side (embankment) slopes	30 (thirty) days
(iv)	Rain cuts/gullies in slope	7 (seven) days
(v)	Damage to or silting of culverts and side drains	7 (seven) days
(vi)	Desilting of drains in urban/semi- urban areas	24 (twenty four) hours
(vii)	Railing, parapets, crash barriers	7 (seven) days (Restore immediately if causing safety hazard)
(c) Road side furniture including road sign and pavement marking		
(i)	Damage to shape or position, poor visibility or loss of retro- reflectivity	48 (forty eight) hours
(ii)	Painting of km stone, railing, parapets, crash barriers	As and when required/ Once every year
(iii)	Damaged/missing signs road requiring replacement	7 (seven) days
(iv)	Damage to road mark ups	7 (seven) days
(d) Road lighting		
(i)	Any major failure of the system	24 (twenty four) hours
(ii)	Faults and minor failures	8 (eight) hours
(e) Trees and plantation		

Nature of Defect or deficiency		Time limit for repair/ rectification
(i)	Obstruction in a minimum head- room of 5 m above carriageway or obstruction in visibility of road signs	24 (twenty four)hours
(ii)	Removal of fallen trees from carriageway	4 (four) hours
(iii)	Deterioration in health of trees and bushes	Timely watering and treatment
(iv)	Trees and bushes requiring replacement	30 (thirty) days
(v)	Removal of vegetation affecting sight line and road structures	15 (fifteen) days
(f) Rest area		
(i)	Cleaning of toilets	Every 4 (four) hours
(ii)	Defects in electrical, water and sanitary installations	24 (twenty four) hours
(g) [Toll Plaza]		
(h)	Other Project Facilities and Approach roads	
(i)	Damage in approach roads, pedestrian facilities, truck lay- byes, bus-bays, bus-shelters, cattle crossings, [Traffic Aid Posts, Medical Aid Posts] and service roads	15 (fifteen) days
(ii)	Damaged vehicles or debris on the road	4 (four) hours
(iii)	Malfunctioning of the mobile crane	4 (four) hours
Bridges		
(a) Superstructure		
(i)	Any damage, cracks, spalling/ scaling Temporary measures Permanent measures	within 48 (forty eight) hours within 15 (fifteen) days or as specified by the Authority's Engineer
(b) Foundations		

Nature of Defect or deficiency		Time limit for repair/ rectification
(i)	Scouring and/or cavitation	15 (fifteen) days
(c) Piers, abutments, return walls and wing walls		
(i)	Cracks and damages including settlement and tilting, spalling, scaling	30 (thirty) days
(d) Bearings (metallic) of bridges		
(i)	Deformation, damages, tilting or shifting of bearings	15 (fifteen) days Greasing of metallic bearings once in a year
(e) Joints		
(i)	Malfunctioning of joints	15 (fifteen) days
(f) Other items		
(i)	Deforming of pads in elastomeric bearings	7 (seven) days
(ii)	Gathering of dirt in bearings and joints; or clogging of spouts, weep holes and vent-holes	3 (three) days
(iii)	Damage or deterioration in kerbs, parapets, handrails and crash barriers	3 (three) days (immediately within 24 hours if posing danger to safety)
(iv)	Rain-cuts or erosion of banks of the side slopes of approaches	7 (seven) days
(v)	Damage to wearing coat	15 (fifteen) days
(vi)	Damage or deterioration in approach slabs, pitching, apron, toes, floor or guide bunds	30 (thirty) days
(vii)	Growth of vegetation affecting the structure or obstructing the waterway	15 (fifteen) days
(g) Hill Roads		
(i)	Damage to retaining wall/breast wall	7 (seven) days
(ii)	Landslides requiring clearance	12 (twelve) hours

Nature of Defect or deficiency		Time limit for repair/ rectification
(iii)	Snow requiring clearance	24 (twenty four) hours

[Note: Where necessary, the Authority may modify the time limit for repair/rectification, or add to the nature of Defect or deficiency before issuing the bidding document, with the approval of the competent authority.]

Schedule - F

(See Clause 4.1 (vii)(a))

Applicable Permits

1. Applicable Permits

- (i) The Contractor shall obtain, as required under the Applicable Laws, the following Applicable Permits:
 - (a) Permission of the State Government for extraction of boulders from quarry;
 - (b) Permission of Village Panchayats and Pollution Control Board for installation of crushers;
 - (c) Licence for use of explosives;
 - (d) Permission of the State Government for drawing water from river/reservoir;
 - (e) Licence from inspector of factories or other competent Authority for setting up batching plant;
 - (f) Clearance of Pollution Control Board for setting up batching plant;
 - (g) Clearance of Village Panchayats and Pollution Control Board for setting up asphalt plant;
 - (h) Permission of Village Panchayats and State Government for borrow earth; and
 - (i) Any other permits or clearances required under Applicable Laws.
- (ii) Applicable Permits, as required, relating to environmental protection and conservation shall have been procured by the Authority in accordance with the provisions of this Agreement.

Schedule – G

(See Clauses 7.1 and 19.2)

Annex-I

(See Clause 7.1)

Form of Bank Guarantee

[Performance Security/Additional Performance Security]

[Managing Director,
NHIDCL, PTI Building, New Delhi]

WHEREAS:

- (A) _____[name and address of contractor] (hereinafter called the “**Contractor**”) and [NHIDCL, PTI Building, New Delhi], (hereinafter called the “**Authority**”) have entered into an agreement (hereinafter called the “**Agreement**”) for **Construction of High Altitude Hill road from Dembuen TO Bruni from KM 0.000 to KM 36.300 in Anini District of the state of Arunachal Pradesh** on Engineering, Procurement and Construction (the “**EPC**”) basis, subject to and in accordance with the provisions of the Agreement
- (B) The Agreement requires the Contractor to furnish a Performance Security for due and faithful performance of its obligations, under and in accordance with the Agreement, during the {Construction Period/ Defects Liability Period and Maintenance Period} (as defined in the Agreement) in a sum of Rs..... cr. (Rupees crore) (the “**Guarantee Amount**”).
- (C) We, through our branch at.....(the “**Bank**”) have agreed to furnish this bank guarantee (*hereinafter called the “**Guarantee**”*) by way of Performance Security.

NOW, THEREFORE, the Bank hereby, unconditionally and irrevocably, guarantees and affirms as follows:

1. The Bank hereby unconditionally and irrevocably guarantees the due and faithful performance of the Contractor’s obligations during the {Construction Period/ Defects Liability Period and Maintenance Period} under and in accordance with the Agreement, and agrees and undertakes to pay to the Authority, upon its mere first written demand, and without any demur, reservation, recourse, contest or protest, and without any reference to the Contractor, such sum or sums up to an aggregate sum of the Guarantee Amount as the Authority shall claim, without the Authority being required to prove or to show grounds or reasons for its demand and/or for the sum specified therein.
2. A letter from the Authority, under the hand of an officer not below the rank of [General Manager in the NHIDCL], that the Contractor has committed default in the due and faithful performance of all or any of its obligations under and in

accordance with the Agreement shall be conclusive, final and binding on the Bank. The Bank further agrees that the Authority shall be the sole judge as to whether the Contractor is in default in due and faithful performance of its obligations during and under the Agreement and its decision that the Contractor is in default shall be final and binding on the Bank, notwithstanding any differences between the Authority and the Contractor, or any dispute between them pending before any court, tribunal, arbitrators or any other authority or body, or by the discharge of the Contractor for any reason whatsoever.

3. In order to give effect to this Guarantee, the Authority shall be entitled to act as if the Bank were the principal debtor and any change in the constitution of the Contractor and/or the Bank, whether by their absorption with any other body or corporation or otherwise, shall not in any way or manner affect the liability or obligation of the Bank under this Guarantee.
4. It shall not be necessary, and the Bank hereby waives any necessity, for the Authority to proceed against the Contractor before presenting to the Bank its demand under this Guarantee.
5. The Authority shall have the liberty, without affecting in any manner the liability of the Bank under this Guarantee, to vary at any time, the terms and conditions of the Agreement or to extend the time or period for the compliance with, fulfillment and/ or performance of all or any of the obligations of the Contractor contained in the Agreement or to postpone for any time, and from time to time, any of the rights and powers exercisable by the Authority against the Contractor, and either to enforce or forbear from enforcing any of the terms and conditions contained in the Agreement and/or the securities available to the Authority, and the Bank shall not be released from its liability and obligation under these presents by any exercise by the Authority of the liberty with reference to the matters aforesaid or by reason of time being given to the Contractor or any other forbearance, indulgence, act or omission on the part of the Authority or of any other matter or thing whatsoever which under any law relating to sureties and guarantors would but for this provision have the effect of releasing the Bank from its liability and obligation under this Guarantee and the Bank hereby waives all of its rights under any such law.
6. This Guarantee is in addition to and not in substitution of any other guarantee or security now or which may hereafter be held by the Authority in respect of or relating to the Agreement or for the fulfillment, compliance and/or performance of all or any of the obligations of the Contractor under the Agreement.
7. Notwithstanding anything contained hereinbefore, the liability of the Bank under this Guarantee is restricted to the Guarantee Amount and this Guarantee will remain in force for the period specified in paragraph 8 below and unless a demand or claim in writing is made by the Authority on the Bank under this Guarantee all rights of the Authority under this Guarantee shall be forfeited and

the Bank shall be relieved from its liabilities hereunder.

8. The Guarantee shall cease to be in force and effect on ****\$. Unless a demand or claim under this Guarantee is made in writing before expiry of the Guarantee, the Bank shall be discharged from its liabilities hereunder.
9. The Bank undertakes not to revoke this Guarantee during its currency, except with the previous express consent of the Authority in writing, and declares and warrants that it has the power to issue this Guarantee and the undersigned has full powers to do so on behalf of the Bank.
10. Any notice by way of request, demand or otherwise hereunder may be sent by post addressed to the Bank at its above referred branch, which shall be deemed to have been duly authorised to receive such notice and to effect payment thereof forthwith, and if sent by post it shall be deemed to have been given at the time when it ought to have been delivered in due course of post and in proving such notice, when given by post, it shall be sufficient to prove that the envelope containing the notice was posted and a certificate signed by an officer of the Authority that the envelope was so posted shall be conclusive.
11. This Guarantee shall come into force with immediate effect and shall remain in force and effect for up to the date specified in paragraph 8 above or until it is released earlier by the Authority pursuant to the provisions of the Agreement.
12. This guarantee shall also be operable at our Branch at New Delhi, from whom, confirmation regarding the issue of this guarantee or extension / renewal thereof shall be made available on demand. In the contingency of this guarantee being invoked and payment thereunder claimed, the said branch shall accept such invocation letter and make payment of amounts so demanded under the said invocation.
13. Bank Guarantee has been sent to authority's bank through SFMS gateway as per the details below: -

Sl. No	Particulars	Details
1	Name of the Beneficiary	National Highways and
		Infrastructure Development
		Corporation Limited
2	Beneficiary Bank Account No.	90621010002659
3	Beneficiary Bank Branch	IFSC SYNB0009062
4	Beneficiary Bank Branch Name	Transport Bhawan, New Delhi
5	Beneficiary Bank Address	Syndicate Bank, Transport
		Bhawan, 1st Parliament street, New Delhi-110001

Signed and sealed this day of, 20..... at

SIGNED, SEALED AND DELIVERED

For and on behalf of the Bank by:

(Signature)

(Name)

(Designation)

(Code Number)

(Address)

NOTES:

- (i) The bank guarantee should contain the name, designation and code number of the officer(s) signing the guarantee.
- (ii) The address, telephone number and other details of the head office of the Bank as well as of issuing branch should be mentioned on the covering letter of issuing branch.

Annex – II

(Schedule - G)

(See Clause 19.2)

Form for Guarantee for Advance Payment

[Managing Director,
NHIDCL, PTI Building, New Delhi]

WHEREAS:

- (A) [name and address of contractor] (hereinafter called the “**Contractor**”) has executed an agreement (hereinafter called the “**Agreement**”) with the [NHIDCL, PTI Building, New Delhi], (hereinafter called the “**Authority**”) for the construction of the **Construction of High Altitude Hill road from Dembuen TO Bruni from KM 0.000 to KM 36.300 in Anini District of the state of Arunachal Pradesh** on Engineering, Procurement and Construction (the “**EPC**”) basis, subject to and in accordance with the provisions of the Agreement
- (B) In accordance with Clause 19.2 of the Agreement, the Authority shall make to the Contractor an interest bearing @*Bank Rate + 3%* advance payment (herein after called “**Advance Payment**”) equal to 10% (ten per cent) of the Contract Price; and that the Advance Payment shall be made in two installments subject to the Contractor furnishing an irrevocable and unconditional guarantee by a scheduled bank for an amount equivalent to 110% (one hundred and ten percent) of such installment to remain effective till the complete and full repayment of the installment of the Advance Payment as security for compliance with its obligations in accordance with the Agreement. The amount of {first/second} installment of the Advance Payment is Rs. ----- cr. (Rupees crore) and the amount of this Guarantee is Rs. ----- cr. (Rupees ----- crore) (the “**Guarantee Amount**”)\$.
- (C) We, through our branch at.....(the “**Bank**”) have agreed to furnish this bank guarantee (*hereinafter called the “**Guarantee**”*) for the Guarantee Amount.

NOW, THEREFORE, the Bank hereby, unconditionally and irrevocably, guarantees and affirms as follows:

1. The Bank hereby unconditionally and irrevocably guarantees the due and faithful repayment on time of the aforesaid installment of the Advance Payment under and in accordance with the Agreement, and agrees and undertakes to pay to the

*The Guarantee Amount should be equivalent to 110% of the value of the applicable instalment.

Authority, upon its mere first written demand, and without any demur, reservation, recourse, contest or protest, and without any reference to the Contractor, such sum or sums up to an aggregate sum of the Guarantee Amount as the Authority shall claim, without the Authority being required to prove or to show grounds or reasons for its demand and/or for the sum specified therein.

A letter from the Authority, under the hand of an officer not below the rank of [General Manager in the National Highways Authority of India], that the Contractor has committed default in the due and faithful performance of all or any of its obligations for the repayment of the installment of the Advance Payment under and in accordance with the Agreement shall be conclusive, final and binding on the Bank. The Bank further agrees that the Authority shall be the sole judge as to whether the Contractor is in default in due and faithful performance of its obligations during and under the Agreement and its decision that the Contractor is in default shall be final and binding on the Bank, notwithstanding any differences between the Authority and the Contractor, or any dispute between them pending before any court, tribunal, arbitrators or any other authority or body, or by the discharge of the Contractor for any reason whatsoever.

- 2 In order to give effect to this Guarantee, the Authority shall be entitled to act as if the Bank were the principal debtor and any change in the constitution of the Contractor and/or the Bank, whether by their absorption with any other body or corporation or otherwise, shall not in any way or manner affect the liability or obligation of the Bank under this Guarantee.
- 3 It shall not be necessary, and the Bank hereby waives any necessity, for the Authority to proceed against the Contractor before presenting to the Bank its demand under this Guarantee.
- 4 The Authority shall have the liberty, without affecting in any manner the liability of the Bank under this Guarantee, to vary at any time, the terms and conditions of the Advance Payment or to extend the time or period of its repayment or to postpone for any time, and from time to time, any of the rights and powers exercisable by the Authority against the Contractor, and either to enforce or forbear from enforcing any of the terms and conditions contained in the Agreement and/or the securities available to the Authority, and the Bank shall not be released from its liability and obligation under these presents by any exercise by the Authority of the liberty with reference to the matters aforesaid or by reason of time being given to the Contractor or any other forbearance, indulgence, act or omission on the part of the Authority or of any other matter or thing whatsoever which under any law relating to sureties and guarantors would but for this provision have the effect of releasing the Bank from its liability and obligation under this Guarantee and the Bank hereby waives all of its rights under any such law.
- 5 This Guarantee is in addition to and not in substitution of any other guarantee or security now or which may hereafter be held by the Authority in respect of or relating to the Advance Payment.

6. Notwithstanding anything contained hereinbefore, the liability of the Bank under this Guarantee is restricted to the Guarantee Amount and this Guarantee will remain in force for the period specified in paragraph 8 below and unless a demand or claim in writing is made by the Authority on the Bank under this Guarantee all rights of the Authority under this Guarantee shall be forfeited and the Bank shall be relieved from its liabilities hereunder.
7. The Guarantee shall cease to be in force and effect on ****.\$ Unless a demand or claim under this Guarantee is made in writing on or before the aforesaid date, the Bank shall be discharged from its liabilities hereunder.
8. The Bank undertakes not to revoke this Guarantee during its currency, except with the previous express consent of the Authority in writing, and declares and warrants that it has the power to issue this Guarantee and the undersigned has full powers to do so on behalf of the Bank.
9. Any notice by way of request, demand or otherwise hereunder may be sent by post addressed to the Bank at its above referred branch, which shall be deemed to have been duly authorised to receive such notice and to effect payment thereof forthwith, and if sent by post it shall be deemed to have been given at the time when it ought to have been delivered in due course of post and in proving such notice, when given by post, it shall be sufficient to prove that the envelope containing the notice was posted and a certificate signed by an officer of the Authority that the envelope was so posted shall be conclusive.
10. This Guarantee shall come into force with immediate effect and shall remain in force and effect up to the date specified in paragraph 8 above or until it is released earlier by the Authority pursuant to the provisions of the Agreement.
11. This guarantee shall also be operable at our Branch at New Delhi, from whom, confirmation regarding the issue of this guarantee or extension / renewal thereof shall be made available on demand. In the contingency of this guarantee being invoked and payment thereunder claimed, the said branch shall accept such invocation letter and make payment of amounts so demanded under the said invocation.
12. Bank Guarantee has been sent to authority's bank through SFMS gateway as per the details below: -

SI. No	Particulars	Details
1	Name of the Beneficiary	National Highways and Infrastructure Development Corporation Limited
2	Beneficiary Bank Account No.	90621010002659
3	Beneficiary Bank Branch	IFSC SYNB0009062
4	Beneficiary Bank Branch Name	Transport Bhawan, New Delhi
5	Beneficiary Bank Address	Syndicate Bank, Transport

		Bhawan, 1st Parliament street, New Delhi-110001
--	--	--

13.

Signed and sealed this day of, 20..... at

SIGNED, SEALED AND DELIVERED

For and on behalf of the Bank by:

(Signature)

(Name)

(Designation)

(Code Number)

(Address)

NOTES:

- (i) The bank guarantee should contain the name, designation and code number of the officer(s) signing the guarantee.

\$ Insert a date being 90 (ninety) days after the end of one year from the date of payment of the Advance payment to the Contractor (in accordance with Clause 19.2 of the Agreement).

The address, telephone number and other details of the head office of the Bank as well as of issuing branch should be mentioned on the covering letter of issuing branch.

Schedule - H

(See Clauses 10.1 (iv) and 19.3)

Contract Price Weightages

1. The Contract Price for this Agreement is ₹ _____

Proportions of the Contract Price for different stages of Construction of the Project Highway shall be as specified below:

Item	Weightage in percentage to the contract price	Description of Items		Percentage Weightage
Road works including culverts, Widening and repair of culverts.	49%	WIDENING AND STRENGTHENING OF EXISTING ROAD		
		A1.1	Earthwork up to top of the sub-grade including excavation in soil, soft rock and hard rock including Cleaning & grubbing with required site clearance etc.	0.00%
		A1.2	Sub-Base Course	0.00%
		A1.3	Non - Bituminous Base Course	0.00%
		A1.4	Bituminous Base Course	0.00%
		A1.5	Wearing Coat	0.00%
		A1.6	Widening and repair of culverts	0.00%
		RECONSTRUCTION/NEW 2-LANE ALIGNMENT/BYPASS (FLEXIBLE PAVEMENT)		
		A2.1	Earthwork up to top of the sub-grade including excavation in soil, soft rock and hard rock including Cleaning & grubbing with required site clearance etc.	30 %
		A2.2	Sub-Base Course	18%
		A2.3	Non - Bituminous Base Course	26%
		A2.4	Bituminous Base Course	8%
		A2.5	Wearing Coat	6%
		RECONSTRUCTION/NEW 2-LANE ALIGNMENT/BYPASS (RIGID PAVEMENT)		
		A3.1	Earthwork up to top of the sub-grade including excavation in soil, soft rock and hard rock including Cleaning & grubbing with required site clearance etc.	0.00%
		A3.2	Sub-Base Course	0.00%
		A3.3	Dry Lean Concrete(DLC) Course	0.00%
		A3.4	Pavement Quality Control(PQC) Course	0.00%

Minor Bridges, Underpasses, Overpasses,	6%	RECONSTRUCTION/NEW SERVICE ROAD (FLEXIBLE PAVEMENT)		
		A4.1	Earthwork up to top of the sub-grade including excavation in soil, soft rock and hard rock including Cleaning & grubbing with required site clearance etc.	0.00%
		A4.2	Sub-Base Course	0.00%
		A4.3	Non Bituminous Base Course	0.00%
		A4.4	Bituminous Base Course	0.00%
		A4.5	Wearing Coat	0.00%
		RECONSTRUCTION/NEW SERVICE ROAD (RIGID PAVEMENT)		
		A5.1	Earthwork up to top of the sub-grade including excavation in soil, soft rock and hard rock including Cleaning & grubbing with required site clearance etc.	0.00%
		A5.2	Sub-Base Course	0.00%
		A5.3	Dry Lean Concrete(DLC) Course	0.00%
		A5.4	Pavement Quality Control(PQC) Course	0.00%
		RECONSTRUCTION AND NEW CULVERTS ON EXISTING ROAD, REALIGNMENTS, BYPASSES		
		A6.1	Culverts and associated Protection Works	12%
		WIDENING AND REPAIR OF MINOR BRIDGES (Length > 6 m and < 60 m)		
		A7.1	[0.00%
		NEW MINOR BRIDGES (Length > 6 m and < 60 m)		
		A8.1	Foundation: On completion of the foundation work including foundations for wing wall and return walls, abutments, piers up to the abutment/pier cap.	25%
		A8.2	Sub Structures: On completion of the foundation work including foundations for wing wall and return walls, abutments, piers up to the abutment/pier cap.	47%
		A8.3	Super-structure: On completion of the super structure in all respect including wearing coat, bearings, expansion joints, hand rails, crash barriers, road signs & markings, tests on completion etc. complete in all respect.	28%
		A8.4	Guide Bunds and River Training Works: On completion of Guide bunds and river training works complete in all respects.	0.00%
		WIDENING AND REPAIRS OF UNDERPASSES/ OVERPASSES		
		A9.1	Underpasses/ Overpasses	0.00%

		NEW UNDERPASSES/ OVERPASSES		
		A10.1	Foundation + Sub Structures: On completion of the foundation work including foundations for wing wall and return walls, abutments, piers up to the abutment/pier cap.	0.00%
		A10.2	Super-structure: On completion of the super structure in all respect including wearing coat, bearings, expansion joints, hand rails, crash barriers, road signs & markings, tests on completion etc. complete in all respect. Wearing Coat (a) in case of overpass- wearing coat including expansion joint complete in all respects as specified and (b) in case of underpass- Rigid pavement including drainage facility complete in all respects as specified.	0.00%
		A10.3	Approaches: On completion of approaches including retaining walls/ Reinforced earth walls, stone pitching, protection works complete in all respect and fit for use.	0.00%
	0.00%	WIDENING AND REPAIRS OF MAJOR BRIDGES		
		A11.1	Foundation	0.00%
		A11.2	Sub-structure	0.00%
		A11.3	Super-structure(including bearings)	0.00%
		A11.4	Wearing Coat including expansion joints	0.00%
		A11.5	Miscellaneous items like handrails, crash barriers, road markings etc.	0.00%
		A11.6	Wing walls/ Return walls	0.00%
		A11.7	Guide Bunds, River Training Works etc	0.00%
		A11.8	Approaches (including Retaining walls, stone pitching and protection works)	0.00%
		NEW MAJOR BRIDGES		
		A12.1	Foundation	0.00%
		A12.2	Sub-structure	0.00%
		A12.3	Super-structure(including bearings)	0.00%
		A12.4	Wearing Coat including expansion joints	0.00%
		A12.5	Miscellaneous items like handrails, crash barriers, road markings etc.	0.00%
		A12.6	Wing walls/ Return walls	0.00%
		A12.7	Guide Bunds, River Training Works etc	0.00%
		A12.8	Approaches (including Retaining walls, stone pitching and protection works)	0.00%
		WIDENING AND REPAIR OF ROB/RUB		
		A13.1	(a) ROB	

			(i)	Foundation	0.00%
			(ii)	Sub-structure	0.00%
			(iii)	Super-structure(including bearings)	0.00%
			(iv)	Wearing Coat in case of ROB-wearing coat including expansion joint complete in all respects as specified.	0.00%
			(v)	Miscellaneous items like handrails, crash barriers, road markings etc.	0.00%
			(vi)	Wing walls/ Return walls	0.00%
			(vii)	Approaches (including Retaining walls, stone pitching and protection works)	0.00%
		A13.2	(b)	RUB	
			(i)	Foundation	0.00%
			(ii)	Sub-structure	0.00%
			(iii)	Super-structure(including bearings)	0.00%
			(iv)	Wearing Coat in case of RUB-Rigid pavement under RUB including drainage facility complete in all respects as specified.	0.00%
			(v)	Miscellaneous items like handrails, crash barriers, road markings etc.	0.00%
			(vi)	Wing walls/ Return walls	0.00%
			(vii)	Approaches (including Retaining walls, stone pitching and protection works)	0.00%
		NEW ROB/RUB			
		A14.1	(a)	ROB	
			(i)	Foundation	0.00%
			(ii)	Sub-structure	0.00%

		(iii)	Super-structure(including bearings)	0.00%
		(iv)	Wearing Coat in case of ROB-wearing coat including expansion joint complete in all respects as specified.	0.00%
		(v)	Miscellaneous items like handrails, crash barriers, road markings etc.	0.00%
		(vi)	Wing walls/ Return walls	0.00%
		(vii)	Approaches (including Retaining walls/ Reinforced earth walls, stone pitching and protection works)	0.00%
	A14.2	(b)	RUB	
		(i)	Foundation	0.00%
		(ii)	Sub-structure	0.00%
		(iii)	Super-structure(including bearings)	0.00%
		(iv)	Wearing Coat in case of RUB-Rigid pavement under RUB including drainage facility complete in all respects as specified.	0.00%
		(v)	Miscellaneous items like handrails, crash barriers, road markings etc.	0.00%
		(vi)	Wing walls/ Return walls	0.00%
		(vii)	Approaches (including Retaining walls/ Reinforced earth walls, stone pitching and protection works)	0.00%
	WIDENING AND REPAIR OF ELEVATED SECTION/ FLYOVERS/ GRADE SEPARATORS			
	A.15.1	(i)	Foundation	0.00%
		(ii)	Sub-structure	0.00%

			(iii)	Super-structure(including bearings)	0.00%
			(iv)	Wearing Coat including expansion joint.	0.00%
			(v)	Miscellaneous items like handrails, crash barriers, road markings etc.	0.00%
			(vi)	Wing walls/ Return walls	0.00%
			(vii)	Approaches (including Retaining walls/ Reinforced earth walls, stone pitching and protection works)	0.00%
		NEW ELEVATED SECTION/ FLYOVERS/ GRADE SEPARATORS			
		A.16.1	(i)	Foundation	0.00%
			(ii)	Sub-structure	0.00%
			(iii)	Super-structure(including bearings)	0.00%
			(iv)	Wearing Coat including expansion joint.	0.00%
			(v)	Miscellaneous items like handrails, crash barriers, road markings etc.	0.00%
			(vi)	Wing walls/ Return walls	0.00%
			(vii)	Approaches (including Retaining walls/ Reinforced earth walls, stone pitching and protection works)	0.00%
17	45%	OTHER WORKS			
		A17.1	Toll Plaza		0.00%
		A17.2	Road side drain		
			(A)	Lined Drains	5%
			(B)	Unlined Drains	0.00%
			(C)	Covered Drains	0.00%
			(D)	Catchpit drains	0.00%

A17.3	<i>Road signs, marking, Km stones, Safety devices etc.</i>		1%
A17.4	<i>Road Markings and Studs</i>		0.50%
A 17.5	<i>Crash Barriers</i>		3.50%
A17.6	<i>Project Facilities</i>		
	(A)	Bus Bays/shelter	1%
	(B)	Wayside Amenities	0.00%
	(C)	Toe Wall	0.00%
A17.7.1	<i>Retaining wall</i>		21%
A17.7.2	<i>Breast Wall</i>		35%
A17.7.3	<i>Gabion Wall</i>		12%
A17.10	<i>Parapet Wall</i>		9%
A17.11	<i>Rockfall protection work</i>		0.5%
A17.12	<i>Advance Traffic Management Systems (ATMS)</i>		0.00%
A17.13	<i>Rain Water Harvesting</i>		0.00%
A17.14	<i>Road side Plantation including Horticulture in Wayside Amenities</i>		0.00%
A17.15	<i>Protection Works other than approaches to the bridges, elevated sections/ flyover/ grade separators and ROB/ RUBs</i>		11%
A17.16	<i>Safety & Traffic Management during const.</i>		0.00%
A17.17	<i>Other miscellaneous works</i>		
	(A)	<i>Connecting road Etc</i>	0.00%
	(B)	<i>Junction under Grade separator</i>	0.00%
A17.18	<i>Site clearance and Dismantling</i>		0.00%
A17.19	<i>Maintenance of Road</i>		0.00%
A17.20	<i>Project facilities including Telecommunication system</i>		0.5%

Procedure of estimating the value of work done

(i) Road works

Procedure for estimating the value of road work done shall be as follows:

Table 1.3.1

Stage of Payment	Percentage - Weightage	Payment Procedure
------------------	------------------------	-------------------

1	2	3
A-Widening and strengthening of Existing Road		
(1) Earthwork up to top of the sub-grade	0.00%	Unit of measurement is linear length. Payment of each stage shall be made on pro rata basis on completion of a stage in a length of not less than 5 (five) percent of the total length.
(3) Sub-Base Course	0.00%	
(4) Non Bituminous Base course	0.00%	
(5) Bituminous Base course	0.00%	
(5) Wearing Coat	0.00%	
(6) Widening and repair of culverts	0.00%	Cost of completed culverts shall be determined on pro rata basis with respect to the total number of culverts. Payment shall be made on the completion of five culverts.
B.1- Reconstruction/New 8-lane realignment/bypass (Flexible Pavement)		
(1) Earthwork up to top of the sub-grade	30.00%	Unit of measurement is linear length. Payment of each stage shall be made on pro rata basis on completion of a stage in full length or 5 (five) percent of the total length, whichever is less
(2) Sub-Base Course	18.00%	
(3) Non Bituminous Base course	26.00%	
(4) Bituminous Base course	8.00%	
(5) Wearing Coat	6.00%	
B.2- Reconstruction/New 8-lane realignment/bypass (Rigid Pavement)		
(1) Earthwork up to top of the sub-grade	0.00%	Unit of measurement is linear length. Payment of each stage shall be made on pro rata basis on completion of a stage in full length or 5 (five) percent of the total length, whichever is less
(2) Sub-Base Course	0.00%	
(3) Dry Lean Concrete (DLC) Course	0.00%	
(4) Pavement Quality Concrete (PQC) Course	0.00%	
C.1- Reconstruction/New Service Road (Flexible Pavement)	0.00%	
(1) Earthwork up to top of the sub-grade	0.00%	Unit of measurement is linear length. Payment of each stage shall be made on pro rata basis on completion of a stage in full length or 5 (five) percent of the total length, whichever is less
(2) Earthwork in shoulders	0.00%	
(3) Sub-Base Course	0.00%	
(4) Non-Bituminous Base Course	0.00%	
(5) Bituminous Base Course	0.00%	
(6) Wearing Coat	0.00%	
C.2- Reconstruction/New Service Road (Rigid Pavement)		

Stage of Payment	Percentage - Weightage	Payment Procedure
1	2	3
(1) Earthwork up to top of the sub-grade	0.00%	Unit of measurement is linear length. Payment of each stage shall be made on pro rata basis on completion of a stage in full length or 5 (five) percent of the total length, whichever is less
(2) Sub-Base Course	0.00%	
(3) Dry Lean Concrete (DLC) Course	0.00%	
(4) Pavement Quality Concrete (PQC) Course	0.00%	
D- Reconstruction and New Culverts on existing road, realignments, bypasses:		
(1) Culverts (Length < 6m)	12.00%	Cost of each culvert shall be determined on pro rata basis with respect to the total number of culverts. Payment shall be made on the completion of at least five culverts.

Note: The length affected due to law and order problems or litigation during execution including the length not handed over to the Contractor under clause 8.3 of this Contract Agreement due to which the Contractor is unable to execute the work, may be deducted from the total project length for payment purposes. The total length calculated here is only for payment purposes and will not affect and referred in other clauses of the Contract Agreement

(ii) **Minor Bridges and Underpasses/Overpasses**

Procedure for estimating the value of Minor bridge and Underpasses/Overpasses shall be as stated in table 1.3.2:

Table 1.3.2

Stage of Payment	Percentage - Weightage	Payment Procedure
1	2	3
A.1. Widening and Repair of minor bridges (length >6m and < 60m)	0.00%%	Cost of each minor bridge shall be determined on pro- rata basis with respect to the total linear length of the minor bridges. Payment shall be made on the completion of widening and repair works of a minor bridge.
A.2.- New Minor bridges		
Foundation: On completion of the foundation work including foundations for wing wall and return walls, abutments, piers up to the abutment/pier cap.	25.00%	Foundation: Cost of each Minor bridge shall be determined on pro- rata basis with respect to the total linear length(m) of the minor bridges. Payment against foundation shall be made on pro-rata basis on completion of a stage i.e. not less than 25% of the scope of foundation of each bridge. In case where load testing is required for foundation, the trigger of first payment shall include load testing also where specified.
Sub Structures: On completion of the foundation work including foundations for wing wall and return walls, abutments, piers up to the abutment/pier cap.	47.00%	Sub-structure: Cost of each minor bridge shall be determined on pro- rata basis with respect to the total linear length (m) of the minor bridges. Payment against sub- structure shall be made on pro-rata basis on completion of a stage i.e. not less than 25% of the scope of sub-structure of each bridge.
Super-structure: On completion of the super structure in all respect including wearing coat, bearings, expansion joints, hand rails, crash barriers, road signs & markings, tests on completion etc. complete in all respect.	28.00%	Super-structure: Payment shall be made on pro-rata basis on completion of a stage i.e. completion of super structure of at least one span in all respects as specified in the column of "Stage of Payment" in this sub- clause.
Guide Bunds and River Training Works: On completion of Guide bunds and river training works complete in all respects.	0.00%	Guide Bunds and River Training Works:: Payment shall be made on pro- rata basis on completion of one approach including Stone pitching and protection works etc complete in all respects as specified.

Stage of Payment	Percentage - Weightage	Payment Procedure
1	2	3
(5)Guide Bunds and River Training Works: On completion of Guide Bunds and river training works complete in all respects	0.00%	Guide Bunds and River Training Works: Payment shall be made on pro-rata basis on completion of a stage i.e. completion of Guide Bunds and River training Works in all respects as specified
(6)Other Ancillary Works: On completion of wearing coat, expansion joints, hand rails, crash barriers, road signs & markings, tests on completion in all respect.	0.00%	Other Ancillary Works: Payment shall be made on pro-rata basis on completion of a stage in all respects as specified
B.1. Widening and repair of underpasses/overpasses	0.00%	Cost of each underpass/overpass shall be determined on pro- rata basis with respect to the total linear length of the underpasses/overpasses. Payment shall be made on the completion of widening and repair works of a underpass/overpass.
B.2. New Underpasses/Overpasses		
(1) Foundation: On completion of the foundation work including foundations for wing and return walls, abutments, piers.	0.00%	Foundation: Cost of each Underpass/ Overpass shall be determined on pro-rata basis with respect to the total linear length (m) of the Underpasses/Overpasses. Payment against foundation shall be made on pro-rata basis on completion of a stage i.e. not less than 25% of the scope of foundation of each Underpasses/ Overpasses. In case where load testing is required for foundation, the trigger of first payment shall include load testing also where specified.
(2) Sub-structure: On completion of abutments, piers up to the abutment/ pier cap including wing/ return/ retaining wall up to top	0.00%	Sub-structure: Cost of each Underpass/ Overpass shall be determined on pro-rata basis with respect to the total linear length (m) of the Underpasses/ Overpasses. Payment against sub-structure shall be made on pro-rata basis on completion of a stage i.e. not less than 25% of the scope of sub-structure of each Underpasses/Overpasses.

Stage of Payment	Percentage - Weightage	Payment Procedure
1	2	3
(3) Super-structure: On completion of the super-structure in all respects including Girder, Deck slab, bearings	0.00%	Super-structure: Payment shall be made on pro-rata basis on completion of a stage i.e. completion of super-structure of at least one span in all respects as specified in the column of "Stage of Payment" in this sub-clause. In case of structures where pre-cast girders have been proposed by the Contractor, 50% of the stage payment shall be due and payable on casting of girders for each span and balance 50% of the stage payment shall be made on completion of stage specified as above
(4) On completion of Retaining / Reinforced earth walls complete in all respect and fit for use	0.00%	Payments shall be made on pro rata basis on completion of 20% of the total area.
(5) Approaches and Other Ancillary Works: On completion of wearing coat, expansion joints, hand rails, crash barriers, road signs & markings, stone pitching, protection works, tests on completion in all respect.	0.00%	Payment shall be made on pro-rata basis on completion of a stage in all respects as specified
Wearing Coat (a) in case of Overpass- wearing coat including expansion joints complete in all respects as specified and (b) in case of underpass-rigid pavement including drainage facility complete in all respects as specified	0.00%	Payment shall be made on pro-rata basis on completion of a stage in all respects as specified

(iii) Major Bridge works, ROB/RUB and Structures

Procedure for estimating the value of Major Bridge works, ROB/RUB and Structures Work shall be as stated in table 1.3.3:

Table 1.3.3

Stage of Payment	Percentage - Weightage	Payment Procedure
1	2	3
A.1.- Widening and Repairs of Major Bridges		
(1) Foundation: On completion of the foundation work including foundations for return walls, abutments, piers.	0.00%	Foundation: Cost of each Major Bridge shall be determined on pro rata basis with respect to the total linear length(m) of the Major Bridge. Payment against foundation shall be made on pro-rata basis on completion of a stage i.e. not less than 25% of the scope of foundation of the major Bridge. In case where load testing is required for foundation, the trigger of first payment shall include load testing also where specified.
(2) Sub-structure: On completion of abutments, piers up to the abutment/ pier cap	0.00%	Sub-structure: Payment against sub-structure shall be made on pro-rata basis on completion of a stage i.e. not less than 25% of the scope of sub-structure of major bridge.
(3) Super-structure: On completion of the super-structure in all respects including Girder, Deck slab, Bearings	0.00%	Super-structure: Payment shall be made on pro-rata basis on completion of a stage i.e. completion of super- structure including bearings of at least one span in all respects as specified. In case of structures where pre-cast girders have been proposed by the Contractor, 50% of the stage payment shall be due and payable on casting of girders for each span and balance 50% of the stage payment shall be made on completion of stage specified as above
(4). Wearing Coat including expansion joints	0.00%	Wearing Coat: Payment shall be made on completion of wearing coat including expansion joints complete in all respects as specified.
(5) Miscellaneous Items like hand rails, crash barrier, road markings etc.	0.00%	Miscellaneous: Payments shall be made on completion of all miscellaneous works like hand rails, crash barriers, road markings etc. complete in all respects as specified.
(6) Wing walls/return walls up to top	0.00%	Wing walls/return walls: Payments shall be made on completion of all wing walls/return walls complete in all respects as specified.

(7) Guide bunds, River Training works etc.	0.00%	Guide Bunds, River Training works: Payments shall be made on completion of all guide bunds/river training works etc. complete in all respects as specified.
(8) Approaches (including Retaining walls, stone pitching and protection works)	0.00%	Approaches: Payments shall be made on pro rata basis on completion of 10% of the scope of each stage.
A.2. New Major Bridges		
(1) Foundation: On completion of the foundation work including foundations for return walls, abutments, piers.	0.00%	Foundation: Cost of each Major Bridge shall be determined on pro rata basis with respect to the total linear length (m) of the Major Bridge. Payment against foundation shall be made on pro-rata basis on completion of a stage i.e. not less than 25% of the scope of foundation of the major Bridge. In case where load testing is required for foundation, the trigger of first payment shall include load testing also where specified.
(2) Sub-structure: On completion of abutments, piers up to the abutment/ pier cap	0.00%	Sub-structure: Payment against sub-structure shall be made on pro-rata basis on completion of a stage i.e. not less than 25% of the scope of sub-structure of major bridge.
(3) Super-structure: On completion of the super-structure in all respects including Girder, Deck slab, Bearings	0.00%	Super-structure: Payment shall be made on pro-rata basis on completion of a stage i.e. completion of super- structure including bearings of at least one span in all respects as specified. In case of structures where pre-cast girders have been proposed by the Contractor, 50% of the stage payment shall be due and payable on casting of girders for each span and balance 50% of the stage payment shall be made on completion of stage specified as above
(4). Wearing Coat including expansion joints	0.00%	Wearing Coat: Payment shall be made on completion of wearing coat including expansion joints complete in all respects as specified.
(5) Miscellaneous Items like hand rails, crash barrier, road markings etc.	0.00%	Miscellaneous: Payments shall be made on completion of all miscellaneous works like hand rails, crash barriers, road markings etc. complete in all respects as specified.
(6) Wing walls/return walls up to top	0.00%	Wing walls/return walls: Payments shall be made on completion of all wing walls/return walls complete in all respects as specified.
(7) Guide bunds, River Training works etc.	0.00%	Guide Bunds, River Training works: Payments shall be made on completion of all guide bunds/river training works etc. complete in all respects as specified.

(8) Approaches (including Retaining walls, stone pitching and protection works)	0.00%	Approaches: Payments shall be made on pro rata basis on completion of 10% of the scope of each stage.
B.1.- Widening and repairs of		
(a) ROB		
(b) RUB		
(1) Foundation	0.00%	Foundation: Cost of each ROB/RUB shall be determined on pro rata basis with respect to the total linear length(m) of the ROB/RUB. Payment against foundation shall be made on pro-rata basis on completion of a stage i.e. not less than 25% of the scope of foundation of the ROB/RUB. In case where load testing is required for foundation, the trigger of first payment shall include load testing also where specified.
(2) Sub-structure	0.00%	Sub-structure: Payment against sub-structure shall be made on pro-rata basis on completion of a stage i.e. not less than 25% of the scope of sub- structure of ROB/RUB.
(3) Super-structure (including bearings)	0.00%	Super-structure: Payment shall be made on pro-rata basis on completion of a stage i.e. completion of super- structure including bearings of at least one span in all respects as specified. In case of structures where pre-cast girders have been proposed by the Contractor, 50% of the stage payment shall be due and payable on casting of girders for each span and balance 50% of the stage payment shall be made on completion of stage specified as above
(4) Wearing coat (a) in case of ROB – wearing coat including expansion joints complete in all respects as specified and (b) in case of RUB – rigid pavement under RUB including drainage facility complete in all respects as specified	0.00%	Wearing Coat: Payment shall be made on completion (a) in case of ROB- wearing coat including expansion joints complete in all respects as specified and (b) in case of RUB-rigid pavement under RUB including drainage facility complete in all respects as specified.
(5) Miscellaneous Items (like hand rails, crash barriers road marking etc.)	0.00%	Miscellaneous: Payments shall be made on completion of all miscellaneous works like hand rails, crash barriers, road markings etc. complete in all respects as specified.
(6) Wing walls/return walls up to top	0.00%	Wing walls/return walls: Payments shall be made on completion of all wing walls/return walls complete in all respects as specified.

(7) On completion of Retaining/Reinforced earth walls complete in all respect and fit for use	0.00%	Payments shall be made on pro rata basis on completion of 20% of the total area.
(8) Approaches and Other Ancillary Works: On completion of wearing coat, expansion joints, hand rails, crash barriers, road signs & markings, stone pitching, protection works, tests on completion in all respect.	0.00%	Payment shall be made on pro-rata basis on completion of a stage in all respects as specified
B.2.- New		
(a) ROB		
(b) RUB		
(1) Foundation	0.00%	Foundation: Cost of each ROB/RUB shall be determined on pro rata basis with respect to the total linear length (m) of the ROB/RUB. Payment against foundation shall be made on pro-rata basis on completion of a stage i.e. not less than 25% of the scope of foundation of the ROB/RUB. In case where load testing is required for foundation, the trigger of first payment shall include load testing also where specified.
(2) Sub-structure	0.00%	Sub-structure: Payment against sub-structure shall be made on pro-rata basis on completion of a stage i.e. not less than 25% of the scope of sub- structure of ROB/RUB.
(3) Super-structure (including bearing)	0.00%	Super-structure: Payment shall be made on pro-rata basis on completion of a stage i.e. completion of super- structure including bearings of at least one span in all respects as specified. In case of structures where pre-cast girders have been proposed by the Contractor, 50% of the stage payment shall be due and payable on casting of girders for each span and balance 50% of the stage payment shall be made on completion of stage specified as above
(4) Wearing Coat including expansion joints in case of ROB. In case of RUB-rigid pavement under RUB including drainage facility as specified	0.00%	Wearing Coat: Payment shall be made on completion (a) in case of ROB- wearing coat including expansion joints complete in all respects as specified and (b) in case of RUB-rigid pavement under RUB including drainage facility complete in all respects as specified.

(5) Miscellaneous Items like hand rails, crash barrier, road markings etc.	0.00%	Miscellaneous: Payments shall be made on completion of all miscellaneous works like hand rails, crash barriers, road markings etc. complete in all respects as specified.
(6) Wing walls/return walls	0.00%	Wing walls/return walls: Payments shall be made on completion of all wing walls/return walls complete in all respects as specified.
(7) On completion of Retaining / Reinforced earth walls complete in all respect and fit for use	0.00%	Payments shall be made on pro rata basis on completion of 20% of the total area.
(8) Approaches and Other Ancillary Works: On completion of wearing coat, expansion joints, hand rails, crash barriers, road signs & markings, stone pitching, protection works, tests on completion in all respect.	0.00%	Payment shall be made on pro-rata basis on completion of a stage in all respects as specified
C.1- Widening and repairs of Elevated Section/Flyovers/Grade Separators		
(1) Foundation	0.00%	Foundation: Cost of each structure shall be determined on pro rata basis with respect to the total linear length (m) of the structure. Payment against foundation shall be made on pro-rata basis on completion of a stage i.e. not less than 25% of the scope of foundation of the structure. In case where load testing is required for foundation, the trigger of first payment shall include load testing also where specified.
(2) Sub-structure:	0.00%	Sub-structure: Payment against sub-structure shall be made on pro-rata basis on completion of a stage i.e. not less than 25% of the scope of sub- structure of structure.
(3) Super-structure: On completion of the super-structure in all respects including Girder, Deck slab, bearings	0.00%	Super-structure: Payment shall be made on pro-rata basis on completion of a stage i.e. completion of super- structure including bearings of at least one span in all respects as specified. In case of structures where pre-cast girders have been proposed by the Contractor, 50% of the stage payment shall be due and payable on casting of girders for each span and balance 50% of the stage payment shall be made on completion of stage specified as above.

(4) Wearing Coat including expansion joints.	0.00%	Wearing Coat: Payment shall be made on completion of wearing coat including expansion joints complete in all respects as specified.
(5). Miscellaneous items like hand rails, crash barriers, road markings etc	0.00%	Miscellaneous: Payments shall be made on completion of all miscellaneous works like hand rails, crash barriers, road markings etc. complete in all respects as specified.
(6) Wing walls/return walls	0.00%	Wing walls/return walls: Payments shall be made on completion of all wing walls/return walls complete in all respects as specified.
(7) On completion of Retaining / Reinforced earth walls complete in all respect and fit for use	0.00%	Payments shall be made on pro rata basis on completion of 20% of the total area.
(8) Approaches and Other Ancillary Works: On completion of wearing coat, expansion joints, hand rails, crash barriers, road signs & markings, stone pitching, protection works, tests on completion in all respect.	0.00%	Payment shall be made on pro-rata basis on completion of a stage in all respects as specified
C.2- New Elevated Section/Flyovers/Grade Separators		
(1) Foundation	0.00%	Foundation: Cost of each structure shall be determined on pro rata basis with respect to the total linear length (m) of the structure. Payment against foundation shall be made on pro-rata basis on completion of a stage i.e. not less than 25% of the scope of foundation of the structure. In case where load testing is required for foundation, the trigger of first payment shall include load testing also where specified.
(2) Sub-structure:	0.00%	Sub-structure: Payment against sub-structure shall be made on pro-rata basis on completion of a stage i.e. not less than 25% of the scope of sub- structure of structure.

(3) Super-structure: On completion of the super-structure in all respects including Girder, Deck slab, bearings	0.00%	Super-structure: Payment shall be made on pro-rata basis on completion of a stage i.e. completion of super- structure including bearings of at least one span in all respects as specified. In case of structures where pre-cast girders have been proposed by the Contractor, 50% of the stage payment shall be due and payable on casting of girders for each span and balance 50% of the stage payment shall be made on completion of stage specified as above
(4) Wearing Coat including expansion joints.	0.00%	Wearing Coat: Payment shall be made on completion of wearing coat including expansion joints complete in all respects as specified.
(5). Miscellaneous items like hand rails, crash barriers, road markings etc	0.00%	Miscellaneous: Payments shall be made on completion of all miscellaneous works like hand rails, crash barriers, road markings etc. complete in all respects as specified.
(6) Wing walls/return walls	0.00%	Wing walls/return walls: Payments shall be made on completion of all wing walls/return walls complete in all respects as specified.
(7) On completion of Retaining / Reinforced earth walls complete in all respect and fit for use	0.00%	Payments shall be made on pro rata basis on completion of 20% of the total area.
(8) Approaches and Other Ancillary Works: On completion of wearing coat, expansion joints, hand rails, crash barriers, road signs & markings, stone pitching, protection works, tests on completion in all respect.	0.00%	Payment shall be made on pro-rata basis on completion of a stage in all respects as specified

Note:

- (1) In case of innovative Major Bridge projects like cable suspension/cable stayed/ Extra Dozed and exceptionally long span bridges, the schedule may be modified as per site requirements before bidding with due approval of DG (RD) &SS, MoRT&H.
- (2) The Schedule for exclusive tunnel projects may be prepared as per sit requirements before bidding with due approval of DG (RD) &SS, MoRT&H.

(iv) Other Works.

Procedure for estimating the value of other works done shall be as stated in table 1.3.4:

Table 1.3.4

Stage of Payment	Percentage -Weightage	Payment Procedure
1	2	3
(i) Toll Plaza	0.00%	Unit of measurement is each completed toll plaza. Payment of each toll plaza shall be made on pro rata basis with respect to the total of all toll plaza.
(ii) Road side drains		Unit of measurement is linear length in km. Payment shall be made on pro rata basis on completion of a stage in a length of not less than 5% (five per cent) of the total length.
(a) Lined Drain	5.00%	
(b) Unlined Drain	0.00%	
© Covered Drain	0.00%	
(iii) Road signs, safety Devices, Road Furniture etc.	1.00%	
(iv) Road markings & Studs	0.50%	
(v) Crash Barrier	3.50%	Payment shall be made on pro rata basis for completed facilities.
(vi) Project facilities		
(a) Bus Bays	1.00%	Unit of measurement is linear length. Payment shall be made on pro rata basis on completion of a stage in a length of not less than 5% (five per cent) of the total length or 10% (ten percent) of the area for seeding and mulching
(b) Truck Lay-Byes	0.00%	
(vii) Retaining wall	21.00%	Unit of measurement is linear length in RM. Payment shall be made on pro rata basis on completion of a stage in a length of not less than 5% (five per cent) of the total length.
(viii) Breast Wall	35.00%	
(ix) Gabion Wall	12.00%	Unit of measurement is CUM. Payment shall be made on pro rata basis on completion of a stage in a quantity of not less than 5% (five per cent) of the total quantity.
(x) Parapet Wall	9.00%	Unit of measurement is linear length in RM. Payment shall be made on pro rata basis on completion of a stage in a length of not less than 5% (five per cent) of the total length.
(xi) Rockfall protection work	0.50%	Unit of measurement is SQM. Payment shall be made on pro rata basis on completion of a stage in a quantity of not less than 5% (five per cent) of the total quantity.
xii) Advance Traffic Management Systems (ATMS)	0.00%	
(xiii) Rain Water Harvesting	0.00%	
(xiv) Road side	0.00%	

Stage of Payment	Percentage -Weightage	Payment Procedure
1	2	3
Plantation including Horticulture in Wayside Amenities		
(xv) Protection Works other than approaches to the bridges, elevated sections/ flyover/ grade separators and ROB's/ RUBs		
(a) Hydro Seeding & Mulching	7.00%	Unit of measurement is SQM. Payment shall be made on pro rata basis on completion of a stage in a quantity of not less than 5% (five per cent) of the total quantity.
(b) Seeding & Mulching using Geotextile	4.00%	
(xvi) Safety & Traffic Management during const.	0.00%	Payment shall be made on prorata basis every six months.
(xvii) Other miscellaneous works including Connecting road & Junction under Grade separator	0.00%	Payment shall be made on Prorate basis on completion of each stage
(a) Connecting Road etc.	0.00%	
(b) Junction	0.00%	
(Xviii) Site clearance and Dismantling	0.00%	Unit of measurement is linear length. Payment shall be made on pro rata basis on completion of a stage in a length of not less than 10% (ten per cent) of the total length.
(xix) Maintenance of Road	0.00%	
(xx) Project facilities including Telecommunication system	0.50%	Payment shall be made on pro rata basis for completed facilities. 70% payment shall be made on installation and rest 30% shall be made on completion of Construction period.

2. Procedure for payment for Maintenance

- (a) The cost for maintenance shall be as stated in Clause 14.1 (v).
- (b) Payment for Maintenance shall be made in accordance with the provisions of Article 14 and Article 19

Schedule - I

(See Clause 10.2 (iv))

Drawings

1. Drawings

In compliance of the obligations set forth in Clause 10.2 of this Agreement, the Contractor shall furnish to the Authority's Engineer, free of cost, all Drawings listed in Annex-I of this Schedule-I.

2. Additional Drawings

If the Authority's Engineer determines that for discharging its duties and functions under this Agreement, it requires any drawings other than those listed in Annex-I, it may by notice require the Contractor to prepare and furnish such drawings forthwith. Upon receiving a requisition to this effect, the Contractor shall promptly prepare and furnish such drawings to the Authority's Engineer, as if such drawings formed part of Annex-I of this Schedule-I.

Annex – I

(Schedule - I)

List of Drawings

[Note: The Authority shall describe in this Annex-I, all the Drawings that the Contractor is required to furnish under Clause 10.2.]

Schedule - J

(See Clause 10.3 (ii))

Project Completion Schedule

1. Project Completion Schedule

During Construction period, the Contractor shall comply with the requirements set forth in this Schedule-J for each of the Project Milestones and the **Scheduled Completion Date**. Within 15 (fifteen) days of the date of each Project Milestone, the Contractor shall notify the Authority of such compliance along with necessary particulars thereof.

2. Project Milestone-I

- (i) Project Milestone-I shall occur on the date falling on the 256th day from the Appointed Date (the “**Project Milestone-I**”).
- (ii) Prior to the occurrence of Project Milestone-I, the Contractor shall have commenced construction of the Project Highway and submitted to the Authority duly and validly prepared Stage Payment Statements for an amount not less than 10% (ten per cent) of the Contract Price.

3. Project Milestone-II

- (i) Project Milestone-II shall occur on the date falling on the 439th day from the Appointed Date (the “**Project Milestone-II**”).
- (ii) Prior to the occurrence of Project Milestone-II, the Contractor shall have continued with construction of the Project Highway and submitted to the Authority duly and validly prepared Stage Payment Statements for an amount not less than 35% (thirty five per cent) of the Contract Price and should have started construction of all bridges

4. Project Milestone-III

- (i) Project Milestone-III shall occur on the date falling on the 623th day from the Appointed Date (the “**Project Milestone-III**”).
- (ii) Prior to the occurrence of Project Milestone-III, the Contractor shall have continued with construction of the Project Highway and submitted to the Authority duly and validly prepared Stage Payment Statements for an amount not less than 70% (seventy per cent) of the Contract Price and should have started construction of all project facilities.

5. Scheduled Completion Date

- (i) The Scheduled Completion Date shall occur on the 730th [Scheduled Construction Period] day from the Appointed Date.
- (ii) On or before the Scheduled Completion Date, the Contractor shall have completed construction in accordance with this Agreement.

6. Extension of time

Upon extension of any or all of the aforesaid Project Milestones or the Scheduled Completion Date, as the case may be, under and in accordance with the provisions of this Agreement, the Project Completion Schedule shall be deemed to have been amended accordingly.

Schedule - K

(See Clause 12.1 (ii))

Tests on Completion

1. Schedule for Tests

- (i) The Contractor shall, no later than 30 (thirty) days prior to the likely completion of construction, notify the Authority's Engineer and the Authority of its intent to subject the Project Highway to Tests, and no later than 10(ten) days prior to the actual date of Tests, furnish to the Authority's Engineer and the Authority detailed inventory and particulars of all works and equipment forming part of Works.
- (ii) The Contractor shall notify the Authority's Engineer of its readiness to subject the Project Highway to Tests at any time after 10 (ten) days from the date of such notice, and upon receipt of such notice, the Authority's Engineer shall, in consultation with the Contractor, determine the date and time for each Test and notify the same to the Authority who may designate its representative to witness the Tests. The Authority's Engineer shall thereupon conduct the Tests itself or cause any of the Tests to be conducted in accordance with Article 12 and this Schedule-K.

2. Tests

- (i) Visual and physical test: The Authority's Engineer shall conduct a visual and physical check of construction to determine that all works and equipment forming part thereof conform to the provisions of this Agreement. The physical tests shall include [***].
- (ii) Riding quality test: Riding quality of each lane of the carriageway shall be checked with the help of a Network Survey Vehicle (NSV) fitted with latest equipments and the maximum permissible roughness for purposes of this Test shall be [2,000 (two thousand)] mm for each kilometre.
- (iii) Tests for bridges: All major and minor bridges shall be subjected to the rebound hammer and ultrasonic pulse velocity tests, to be conducted in accordance with the procedure described in Special Report No. 17: 1996 of the IRC Highway Research Board on Nondestructive Testing Techniques, at two spots in every span, to be chosen at random by the Authority's Engineer. Bridges with a span of 15 (fifteen) metres or more shall also be subjected to load testing.
- (iv) Other tests: The Authority's Engineer may require the Contractor to carry out or cause to be carried additional tests, in accordance with Good Industry Practice, for determining the compliance of the Project Highway with Specifications and Standards, except tests as specified in clause 5, but shall include measuring the reflectivity of road markings and road signs; and measuring the illumination level (lux) of lighting using requisite testing equipment.

- (v) Environmental audit: The Authority's Engineer shall carry out a check to determine conformity of the Project Highway with the environmental requirements set forth in Applicable Laws and Applicable Permits.
- (vi) Safety Audit: The Authority's Engineer shall carry out, or cause to be carried out, a safety audit to determine conformity of the Project Highway with the safety requirements and Good Industry Practice.

3. **Agency for conducting Tests**

All Tests set forth in this Schedule-K shall be conducted by the Authority's Engineer or such other agency or person as it may specify in consultation with the Authority.

4. **Completion Certificate**

Upon successful completion of Tests, the Authority's Engineer shall issue the Completion Certificate in accordance with the provisions of Article 12.

- 5. The Authority Engineer will carry out tests with following equipment at his own cost in the presence of contractor's representative.

Sr. No.	Key metrics of Asset	Equipment to be used	Frequency of condition survey
1	Surface defects of pavement	Network Survey Vehicle (NSV)	At least twice a year (As per survey months defined for the state basis rainy season)
2	Roughness of pavement	Network Survey Vehicle (NSV)	At least twice a year (As per survey months defined for the state basis rainy season)
3	Strength of pavement	Falling Weight Deflectometer (FWD)	At least once a year
4	Bridges	Mobile Bridge Inspection Unit (MBU)	At least twice a year (As per survey months defined for the state basis rainy season)
5	Road signs	Retro-reflectometer	At least twice a year (As per survey months defined for the state basis rainy season)

The first testing with the help of NSV shall be conducted at the time of issue of Completion Certificate.

Schedule - L

(See Clause 12.2)

Completion Certificate

- 1 I, (Name of the Authority's Engineer), acting as the Authority's Engineer, under and in accordance with the Agreement dated.....(the **"Agreement"**), for [**"Construction of High Altitude Hill road from Dembuen TO Bruni from KM 0.000 to KM 36.300 in Anini District of the state of Arunachal Pradesh"**) on Engineering, Procurement and Construction (EPC) basis through.....(Name of Contractor), hereby certify that the Tests in accordance with Article 12 of the Agreement have been successfully undertaken to determine compliance of the Project Highway with the provisions of the Agreement, and I am satisfied that the Project Highway can be safely and reliably placed in service of the Users thereof.
- 2 It is certified that, in terms of the aforesaid Agreement, all works forming part of Project Highway have been completed, and the Project Highway is hereby declared fit for entry into operation on this the day of 20... , Scheduled Completed Date for which was the day of20.....

SIGNED, SEALED AND DELIVERED

For and on behalf of the Authority's Engineer by:

(Signature)

(Name)

(Designation) (Address)

Schedule - M

(See Clauses 14.6, 15.2 and 19.7)

Payment Reduction for Non-Compliance

1. Payment reduction for non-compliance with the Maintenance Requirements

- (i) Monthly lump sum payments for maintenance shall be reduced in the case of non-compliance with the Maintenance Requirements set forth in Schedule-E.
- (ii) Any deduction made on account of non-compliance with the Maintenance Requirements shall not be paid even after compliance subsequently. The deductions shall continue to be made every month until compliance is done.
- (iii) The Authority's Engineer shall calculate the amount of payment reduction on the basis of weightage in percentage assigned to non-conforming items as given in Paragraph 2.

2. Percentage reductions in lump sum payments on monthly basis

- (i) The following percentages shall govern the payment reduction:

S. No.	Item/Defect/Deficiency	Percentage
(a)	Carriageway/Pavement	
(i)	Potholes, cracks, other surface defects	15%
(ii)	Repairs of Edges, Rutting	5%
(b)	Road, Embankment, Cuttings, Shoulders	
(i)	Edge drop, inadequate cross fall, undulations, settlement, potholes, ponding, obstructions	10%
(ii)	Deficient slopes, raincuts, disturbed pitching, vegetation growth, pruning of trees	5%
(c)	Bridges and Culverts	
(i)	Desilting, cleaning, vegetation growth, damaged pitching, flooring, parapets, wearing course, footpaths, any damage to foundations	20%
(ii)	Any Defects in superstructures, bearings and sub-structures	10%

S. No.	Item/Defect/Deficiency	Percentage
(iii)	Painting, repairs/replacement kerbs, railings, parapets, guideposts/crash barriers	5%
(d)	Roadside Drains	
(i)	Cleaning and repair of drains	5%
(e)	Road Furniture	
(i)	Cleaning, painting, replacement of road signs, delineators, road markings, 200 m/km/5 th km stones	5%
(f)	Miscellaneous Items	
(i)	Removal of dead animals, broken down/accident vehicles, fallen trees, road blockades or malfunctioning of mobile crane	10%
(ii)	Any other Defects in accordance with paragraph 1.	5%
(g)	Defects in Other Project Facilities	5%

- (ii) The amount to be deducted from monthly lump-sum payment for non-compliance of particular item shall be calculated as under:

$$R = \frac{P}{100} \times (M1 \text{ or } M2) \times \frac{L1}{L}$$

Where,

P= Percentage of particular item/Defect/deficiency for deduction

M1= Monthly lump-sum payment in accordance para 1.2 above of this Schedule

M2= Monthly lump-sum payment in accordance para 1.2 above of this Schedule

L1= Non-complying length L = Total length of the road,

R= Reduction (the amount to be deducted for non-compliance for a particular item/Defect/deficiency)

The total amount of reduction shall be arrived at by summation of reductions for such items/Defects/deficiency or non-compliance.

For any Defect in a part of one kilometer, the non-conforming length shall be taken as one kilometer.

Schedule - N

(See Clause 18.1 (i))

Selection of Authority's Engineer

1. Selection of Authority's Engineer

- (i) The provisions of the Model Request for Proposal for Selection of Technical Consultants, issued by the Ministry of Finance in May 2009, or any substitute thereof shall apply for selection of an experienced firm to discharge the functions and duties of an Authority's Engineer.
- (ii) In the event of termination of the Technical Consultants appointed in accordance with the provisions of Paragraph 1.1, the Authority shall appoint another firm of Technical Consultants forthwith and may engage a government-owned entity in accordance with the provisions of Paragraph 3 of this Schedule-N.

2. Terms of Reference

The Terms of Reference for the Authority's Engineer (the "**TOR**") shall substantially conform with Annex 1 to this Schedule N.

3. Appointment of Government entity as Authority's Engineer

Notwithstanding anything to the contrary contained in this Schedule, the Authority may in its discretion appoint a government-owned entity as the Authority's Engineer; provided that such entity shall be a body corporate having as one of its primary functions the provision of consulting, advisory and supervisory services for engineering projects; provided further that a government-owned entity which is owned or controlled by the Authority shall not be eligible for appointment as Authority's Engineer.

Annex – I

(Schedule - N)

Terms of Reference for Authority's Engineer

1. Scope

- (i) These Terms of Reference (the “**TOR**”) for the Authority's Engineer are being specified pursuant to the EPC Agreement dated (the “**Agreement**”), which has been entered into between the [NHIDCL, PTI Building, New Delhi 110001] (the “**Authority**”) and (the “**Contractor**”) for **Construction of High Altitude Hill road from Dembuen TO Bruni from KM 0.000 to KM 36.300 in Anini District of the state of Arunachal Pradesh on EPC Mode.**, and a copy of which is annexed hereto and marked as Annex-A to form part of this TOR.

- In case the bid of Authority's Engineer is invited simultaneously with the bid of EPC project, then the status of bidding of EPC project only to be indicated

- (ii) The TOR shall apply to construction and maintenance of the Project Highway.

2. Definitions and interpretation

- (i) The words and expressions beginning with or in capital letters and not defined herein but defined in the Agreement shall have, unless repugnant to the context, the meaning respectively assigned to them in the Agreement.
- (ii) References to Articles, Clauses and Schedules in this TOR shall, except where the context otherwise requires, be deemed to be references to the Articles, Clauses and Schedules of the Agreement, and references to Paragraphs shall be deemed to be references to Paragraphs of this TOR.
- (iii) The rules of interpretation stated in Article 1 of the Agreement shall apply, mutatis mutandis, to this TOR.

3. General

- (i) The Authority's Engineer shall discharge its duties in a fair, impartial and efficient manner, consistent with the highest standards of professional integrity and Good Industry Practice.
- (ii) The Authority's Engineer shall perform the duties and exercise the authority in accordance with the provisions of this Agreement, but subject to obtaining prior written approval of the Authority before determining:
- (a) any Time Extension;
 - (b) any additional cost to be paid by the Authority to the Contractor;
 - (c) the Termination Payment; or

- (d) issuance of Completion Certificate or
 - (e) any other matter which is not specified in (a), (b), (c) or (d) above and which creates a financial liability on either Party.
- (iii) The Authority's Engineer shall submit regular periodic reports, at least once every month, to the Authority in respect of its duties and functions under this Agreement. Such reports shall be submitted by the Authority's Engineer within 10 (ten) days of the beginning of every month.
- (iv) The Authority's Engineer shall inform the Contractor of any delegation of its duties and responsibilities to its suitably qualified and experienced personnel; provided, however, that it shall not delegate the authority to refer any matter for the Authority's prior approval in accordance with the provisions of Clause 18.2.
- (v) The Authority's Engineer shall aid and advise the Authority on any proposal for Change of Scope under Article 13.
- (vi) In the event of any disagreement between the Parties regarding the meaning, scope and nature of Good Industry Practice, as set forth in any provision of the Agreement, the Authority's Engineer shall specify such meaning, scope and nature by issuing a reasoned written statement relying on good industry practice and authentic literature.

4. Construction Period

- (i) During the Construction Period, the Authority's Engineer shall review and approve the Drawings furnished by the Contractor along with supporting data, including the geo-technical and hydrological investigations, characteristics of materials from borrow areas and quarry sites, topographical surveys, and the recommendations of the Safety Consultant in accordance with the provisions of Clause 10.1 (vi). The Authority's Engineer shall complete such review and approval and send its observations to the Authority and the Contractor within 15 (fifteen) days of receipt of such Drawings; provided, however that in case of a Major Bridge or Structure, the aforesaid period of 15 (fifteen) days may be extended upto 30 (thirty) days. In particular, such comments shall specify the conformity or otherwise of such Drawings with the Scope of the Project and Specifications and Standards.
- (ii) The Authority's Engineer shall review and approve any revised Drawings sent to it by the Contractor and furnish its comments within 10 (ten) days of receiving such Drawings.
- (iii) The Authority's Engineer shall review and approve the Quality Assurance Plan submitted by the Contractor and shall convey its comments to the Contractor within a period of 21 (twenty one) days stating the modifications, if any, required thereto.

- (iv) The Authority's Engineer shall complete the review and approve of the methodology proposed to be adopted by the Contractor for executing the Works, and convey its comments to the Contractor within a period of 10 (ten) days from the date of receipt of the proposed methodology from the Contractor.
- (v) The Authority's Engineer shall grant written approval to the Contractor, where necessary, for interruption and diversion of the flow of traffic in the existing lane(s) of the Project Highway for purposes of maintenance during the Construction Period in accordance with the provisions of Clause 10.4.
- (vi) The Authority's Engineer shall review the monthly progress report furnished by the Contractor and send its comments thereon to the Authority and the Contractor within 7 (seven) days of receipt of such report.
- (vii) The Authority's Engineer shall inspect the Construction Works and the Project Highway and shall submit a monthly Inspection Report bringing out the results of inspections and the remedial action taken by the Contractor in respect of Defects or deficiencies. In particular, the Authority's Engineer shall include in its Inspection Report, the compliance of the recommendations made by the Safety Consultant.
- (viii) The Authority's Engineer shall conduct the pre-construction review of manufacturer's test reports and standard samples of manufactured Materials, and such other Materials as the Authority's Engineer may require.
- (ix) For determining that the Works conform to Specifications and Standards, the Authority's Engineer shall require the Contractor to carry out, or cause to be carried out, tests at such time and frequency and in such manner as specified in the Agreement and in accordance with Good Industry Practice for quality assurance. For purposes of this Paragraph 4 (ix), the tests specified in the IRC Special Publication-11 (Handbook of Quality Control for Construction of Roads and Runways) and the Specifications for Road and Bridge Works issued by MORTH (the "Quality Control Manuals") or any modification/substitution thereof shall be deemed to be tests conforming to Good Industry Practice for quality assurance.
- (x) The Authority's Engineer shall test check at least 50 (fifty) percent of the quantity or number of tests prescribed for each category or type of test for quality control by the Contractor.
- (xi) The timing of tests referred to in Paragraph 4 (ix), and the criteria for acceptance/rejection of their results shall be determined by the Authority's Engineer in accordance with the Quality Control Manuals. The tests shall be undertaken on a random sample basis and shall be in addition to, and independent of, the tests that may be carried out by the Contractor for its own quality assurance in accordance with Good Industry Practice.
- (xii) In the event that results of any tests conducted under Clause 11.10 establish any Defects or deficiencies in the Works, the Authority's Engineer shall require the Contractor to carry out remedial measures.

- (xiii) The Authority's Engineer may instruct the Contractor to execute any work which is urgently required for the safety of the Project Highway, whether because of an accident, unforeseeable event or otherwise; provided that in case of any work required on account of a Force Majeure Event, the provisions of Clause 21.6 shall apply.
- (xiv) In the event that the Contractor fails to achieve any of the Project Milestones, the Authority's Engineer shall undertake a review of the progress of construction and identify potential delays, if any. If the Authority's Engineer shall determine that completion of the Project Highway is not feasible within the time specified in the Agreement, it shall require the Contractor to indicate within 15 (fifteen) days the steps proposed to be taken to expedite progress, and the period within which the Project Completion Date shall be achieved. Upon receipt of a report from the Contractor, the Authority's Engineer shall review the same and send its comments to the Authority and the Contractor forthwith.
- (xv) The Authority's Engineer shall obtain from the Contractor a copy of all the Contractor's quality control records and documents before the Completion Certificate is issued pursuant to Clause 12.2.
- (xvi) Authority's Engineer may recommend to the Authority suspension of the whole or part of the Works if the work threatens the safety of the Users and pedestrians. After the Contractor has carried out remedial measure, the Authority's Engineer shall inspect such remedial measures forthwith and make a report to the Authority recommending whether or not the suspension hereunder may be revoked.
- (xvii) In the event that the Contractor carries out any remedial measures to secure the safety of suspended works and Users, and requires the Authority's Engineer to inspect such works, the Authority's Engineer shall inspect the suspended works within 3 (three) days of receiving such notice, and make a report to the Authority forthwith, recommending whether or not such suspension may be revoked by the Authority.
- (xviii) The Authority's Engineer shall carry out, or cause to be carried out, all the Tests specified in Schedule-K and issue a Completion Certificate, as the case may be. For carrying out its functions under this Paragraph 4 (xviii) and all matters incidental thereto, the Authority's Engineer shall act under and in accordance with the provisions of Article 12 and Schedule-K.

5. Maintenance Period

- (i) The Authority's Engineer shall aid and advise the Contractor in the preparation of its monthly Maintenance Programme and for this purpose carry out a joint monthly inspection with the Contractor.
- (ii) The Authority's Engineer shall undertake regular inspections, at least once every month, to evaluate compliance with the Maintenance Requirements and submit a Maintenance Inspection Report to the Authority and the Contractor.

- (iii) The Authority's Engineer shall specify the tests, if any, that the Contractor shall carry out, or cause to be carried out, for the purpose of determining that the Project Highway is in conformity with the Maintenance Requirements. It shall monitor and review the results of such tests and the remedial measures, if any, taken by the Contractor in this behalf.
- (iv) In respect of any defect or deficiency referred to in Paragraph 3 of Schedule- E, the Authority's Engineer shall, in conformity with Good Industry Practice, specify the permissible limit of deviation or deterioration with reference to the Specifications and Standards and shall also specify the time limit for repair or rectification of any deviation or deterioration beyond the permissible limit.
- (v) The Authority's Engineer shall examine the request of the Contractor for closure of any lane(s) of the Project Highway for undertaking maintenance/repair thereof, and shall grant permission with such modifications, as it may deem necessary, within 5 (five) days of receiving a request from the Contractor. Upon expiry of the permitted period of closure, the Authority's Engineer shall monitor the reopening of such lane(s), and in case of delay, determine the Damages payable by the Contractor to the Authority under Clause 14.5.

6. Determination of costs and time

- (i) The Authority's Engineer shall determine the costs, and/or their reasonableness, that are required to be determined by it under the Agreement.
- (ii) The Authority's Engineer shall determine the period of Time Extension that is required to be determined by it under the Agreement.
- (iii) The Authority's Engineer shall consult each Party in every case of determination in accordance with the provisions of Clause 18.5.

7. Payments

- (i) The Authority's Engineer shall withhold payments for the affected works for which the Contractor fails to revise and resubmit the Drawings to the Authority's Engineer in accordance with the provisions of Clause 10.2 (iv) (d).
- (ii) Authority's Engineer shall -
 - (a) within 10 (ten) days of receipt of the Stage Payment Statement from the Contractor pursuant to Clause 19.4, determine the amount due to the Contractor and recommend the release of 90 (ninety) percent of the amount so determined as part payment, pending issue of the Interim Payment Certificate; and
 - (b) within 15 (fifteen) days of the receipt of the Stage Payment Statement referred to in Clause 19.4, deliver to the Authority and the Contractor an Interim Payment Certificate certifying the amount due and payable to the

Contractor, after adjustments in accordance with the provisions of Clause 19.10.

- (iii) The Authority's Engineer shall, within 15 (fifteen) days of receipt of the Monthly Maintenance Statement from the Contractor pursuant to Clause 19.6, verify the Contractor's monthly statement and certify the amount to be paid to the Contractor in accordance with the provisions of the Agreement.
- (iv) The Authority's Engineer shall certify final payment within 30 (thirty) days of the receipt of the final payment statement of Maintenance in accordance with the provisions of Clause 19.16.

8. Other duties and functions

The Authority's Engineer shall perform all other duties and functions as specified in the Agreement.

9. Miscellaneous

- (i) A copy of all communications, comments, instructions, Drawings or Documents sent by the Authority's Engineer to the Contractor pursuant to this TOR, and a copy of all the test results with comments of the Authority's Engineer thereon, shall be furnished by the Authority's Engineer to the Authority forthwith.
- (ii) The Authority's Engineer shall retain at least one copy each of all Drawings and Documents received by it, including 'as-built' Drawings, and keep them in its safe custody.
- (iii) Within 90 (ninety) days of the Project Completion Date, the Authority's Engineer shall obtain a complete set of as-built Drawings, in 2 (two) hard copies and in micro film form or in such other medium as may be acceptable to the Authority, reflecting the Project Highway as actually designed, engineered and constructed, including an as-built survey illustrating the layout of the Project Highway and setback lines, if any, of the buildings and structures forming part of Project Facilities; and shall hand them over to the Authority against receipt thereof.
- (iv) The Authority's Engineer, if called upon by the Authority or the Contractor or both, shall mediate and assist the Parties in arriving at an amicable settlement of any Dispute between the Parties.
- (v) The Authority's Engineer shall inform the Authority and the Contractor of any event of Contractor's Default within one week of its occurrence.

Schedule - 0

(See Clauses 19.4 (i), 19.6 (i), and 19.8 (i))

Forms of Payment Statements

1. Stage Payment Statement for Works

The Stage Payment Statement for Works shall state:

- (a) the estimated amount for the Works executed in accordance with Clause 19.3 (i) subsequent to the last claim;
- (b) amounts reflecting adjustments in price for the aforesaid claim;
- (c) the estimated amount of each Change of Scope Order executed subsequent to the last claim;
- (d) amounts reflecting adjustment in price, if any, for (c) above in accordance with the provisions of Clause 13.2 (iii) (a);
- (e) total of (a), (b), (c) and (d) above;
- (f) Deductions:
 - i. Any amount to be deducted in accordance with the provisions of the Agreement except taxes;
 - ii. Any amount towards deduction of taxes; and
 - iii. Total of (i) and (ii) above.
- (g) Net claim: (e) – (f) (iii);
- (h) The amounts received by the Contractor upto the last claim:
 - i. For the Works executed (excluding Change of Scope orders);
 - ii. For Change of Scope Orders, and
 - iii. Taxes deducted

2. Monthly Maintenance Payment Statement

The monthly Statement for Maintenance Payment shall state:

- (a) the monthly payment admissible in accordance with the provisions of the Agreement;
- (b) the deductions for maintenance work not done;
- (c) net payment for maintenance due, (a) minus (b);
- (d) amounts reflecting adjustments in price under Clause 19.12; and
- (e) amount towards deduction of taxes

3. Contractor's claim for Damages

Note: The Contractor shall submit its claims in a form acceptable to the Authority.

Schedule - P

(See Clause 20.1)

Insurance

1. Insurance during Construction Period

- (i) The Contractor shall effect and maintain at its own cost, from the Appointed Date till the date of issue of the Completion Certificate, the following insurances for any loss or damage occurring on account of Non Political Event of Force Majeure, malicious act, accidental damage, explosion, fire and terrorism:
 - (a) insurance of Works, Plant and Materials and an additional sum of [15 (fifteen)] per cent of such replacement cost to cover any additional costs of and incidental to the rectification of loss or damage including professional fees and the cost of demolishing and removing any part of the Works and of removing debris of whatsoever nature; and
 - (b) insurance for the Contractor's equipment and Documents brought onto the Site by the Contractor, for a sum sufficient to provide for their replacement at the Site.
- (ii) The insurance under sub para (a) and (b) of paragraph 1(i) above shall cover the Authority and the Contractor against all loss or damage from any cause arising under paragraph 1.1 other than risks which are not insurable at commercial terms.

2. Insurance for Contractor's Defects Liability

The Contractor shall effect and maintain insurance cover of not less than 15% of the Contract Price for the Works from the date of issue of the Completion Certificate until the end of the Defects Liability Period for any loss or damage for which the Contractor is liable and which arises from a cause occurring prior to the issue of the Completion Certificate. The Contractor shall also maintain other insurances for maximum sums as may be required under the Applicable Laws and in accordance with Good Industry Practice.

3. Insurance against injury to persons and damage to property

- (i) The Contractor shall insure against its liability for any loss, damage, death or bodily injury, or damage to any property (except things insured under Paragraphs 1 and 2 of this Schedule or to any person (except persons insured under Clause 20.9), which may arise out of the Contractor's performance of this Agreement. This insurance shall be for a limit per occurrence of not less than the amount stated below with no limit on the number of occurrences.

The insurance cover shall be not less than: Rs. [*****]

- (ii) The insurance shall be extended to cover liability for all loss and damage to the Authority's property arising out of the Contractor's performance of this Agreement excluding:
 - (a) the Authority's right to have the construction works executed on, over, under, in or through any land, and to occupy this land for the Works; and
 - (b) damage which is an unavoidable result of the Contractor's obligations to execute the Works.

4. Insurance to be in joint names

The insurance under paragraphs 1 to 3 above shall be in the joint names of the Contractor and the Authority.

Schedule-Q

(See Clause 14.10)

Tests on Completion of Maintenance Period

1. Riding Quality test:

Riding quality test: Riding quality of each lane of the carriageway shall be checked with the help of a calibrated bump integrator and the maximum permissible roughness for purposes of this Test shall be [2,200 (two thousand and two hundred only)] mm for each kilometre.

2. Visual and physical test:

The Authority's Engineer shall conduct a visual and physical check of construction to determine that all works and equipment forming part thereof conform to the provisions of this Agreement. The physical tests shall include measurement of cracking, rutting, stripping and potholes and shall be as per the requirement of maintenance mentioned in Schedule-E.

Schedule-R

(See Clause 14.10)

Taking Over Certificate

I, (Name and designation of the Authority's Representative) under and in accordance with the Agreement dated (the "**Agreement**"), for [**Construction of High Altitude Hill road from Dembuen TO Bruni from KM 0.000 to KM 36.300 in Anini District of the state of Arunachal Pradesh**] (the "**Project Highway**") on Engineering, Procurement and Construction (EPC) basis through (Name of Contractor), hereby certify that the Tests on completion of Maintenance Period in accordance with Article 14 of the Agreement have been successfully undertaken to determine compliance of the Project Highway with the provisions of the Agreement and I hereby certify that the Authority has taken over the Project highway from the Contractor on this day.....

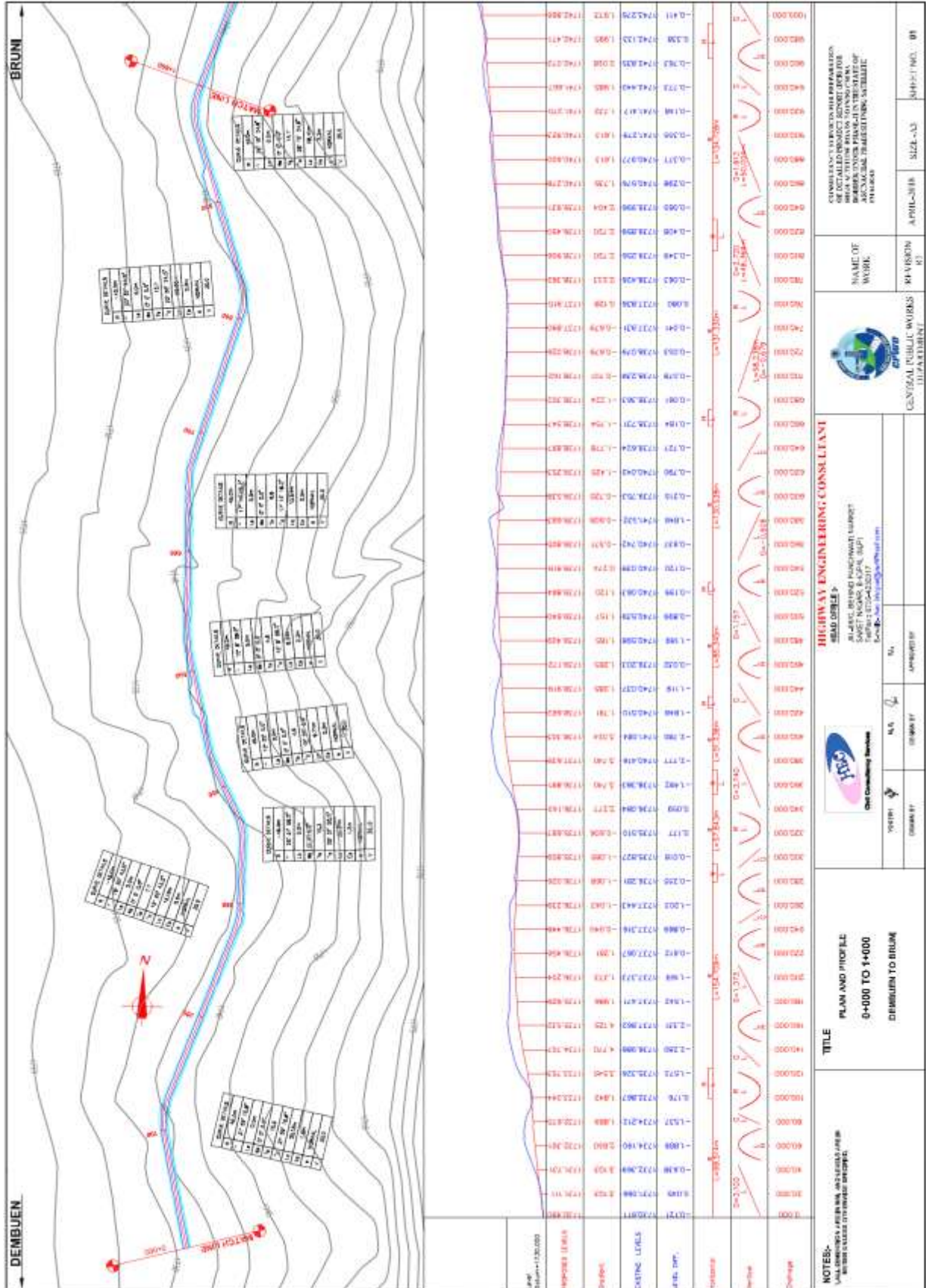
SIGNED, SEALED AND DELIVERED

(Signature)

(Name and designation of Authority's Representative)

(Address)

Annexure (Plan & Profile) **(Schedule-A)**



CONSULTANT'S REPORT TO THE PREPARATION OF DETAILED PROJECT REPORT FOR THE HIGHWAY PROJECT FROM DEMBUEEN TO BRUNI, ARACACAN TRADING, NABUHAL, PUNJAB

NAME OF WORK: HIGHWAY PROJECT FROM DEMBUEEN TO BRUNI, ARACACAN TRADING, NABUHAL, PUNJAB

REVISION: 01

DATE: 10/10/2023

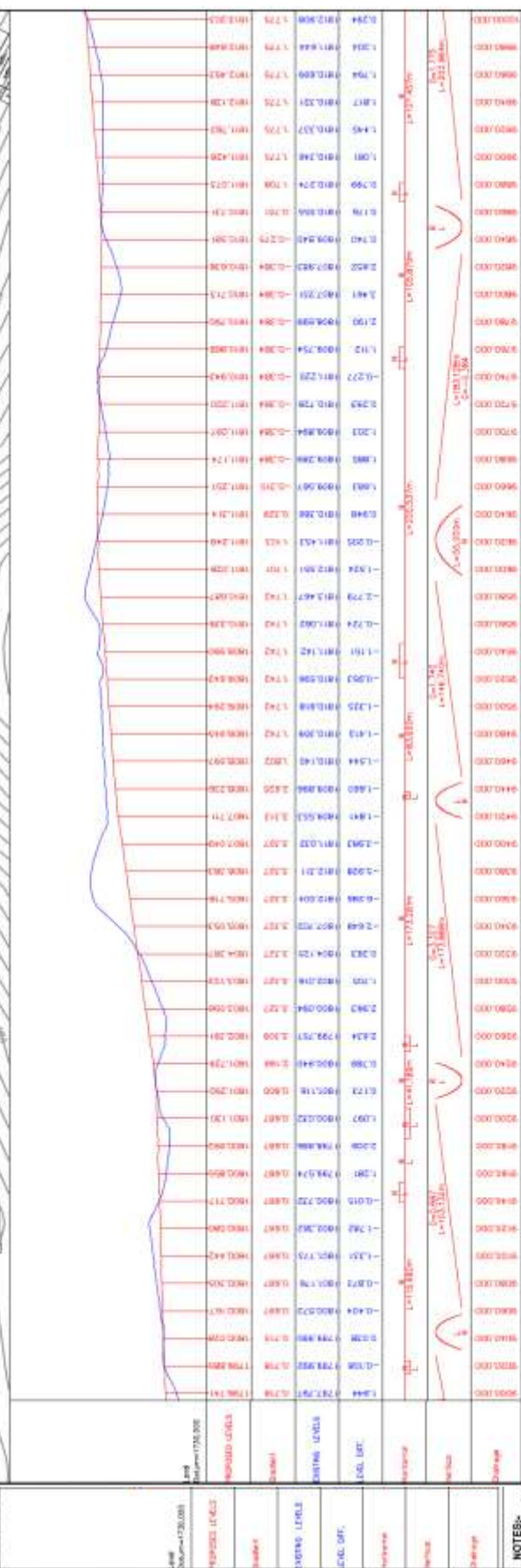
SCALE: 1:1000

PROJECT NO: 1001


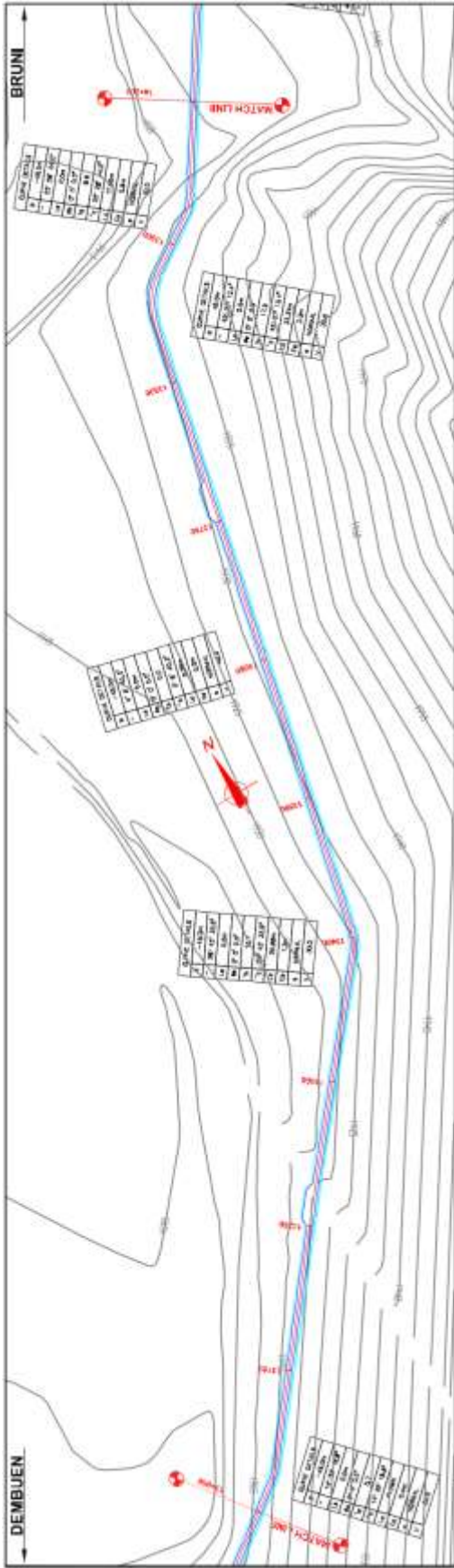
PROJECT NAME: HIGHWAY PROJECT FROM DEMBUEEN TO BRUNI, ARACACAN TRADING, NABUHAL, PUNJAB

PROJECT LOCATION: DEMBUEEN TO BRUNI, ARACACAN TRADING, NABUHAL, PUNJAB

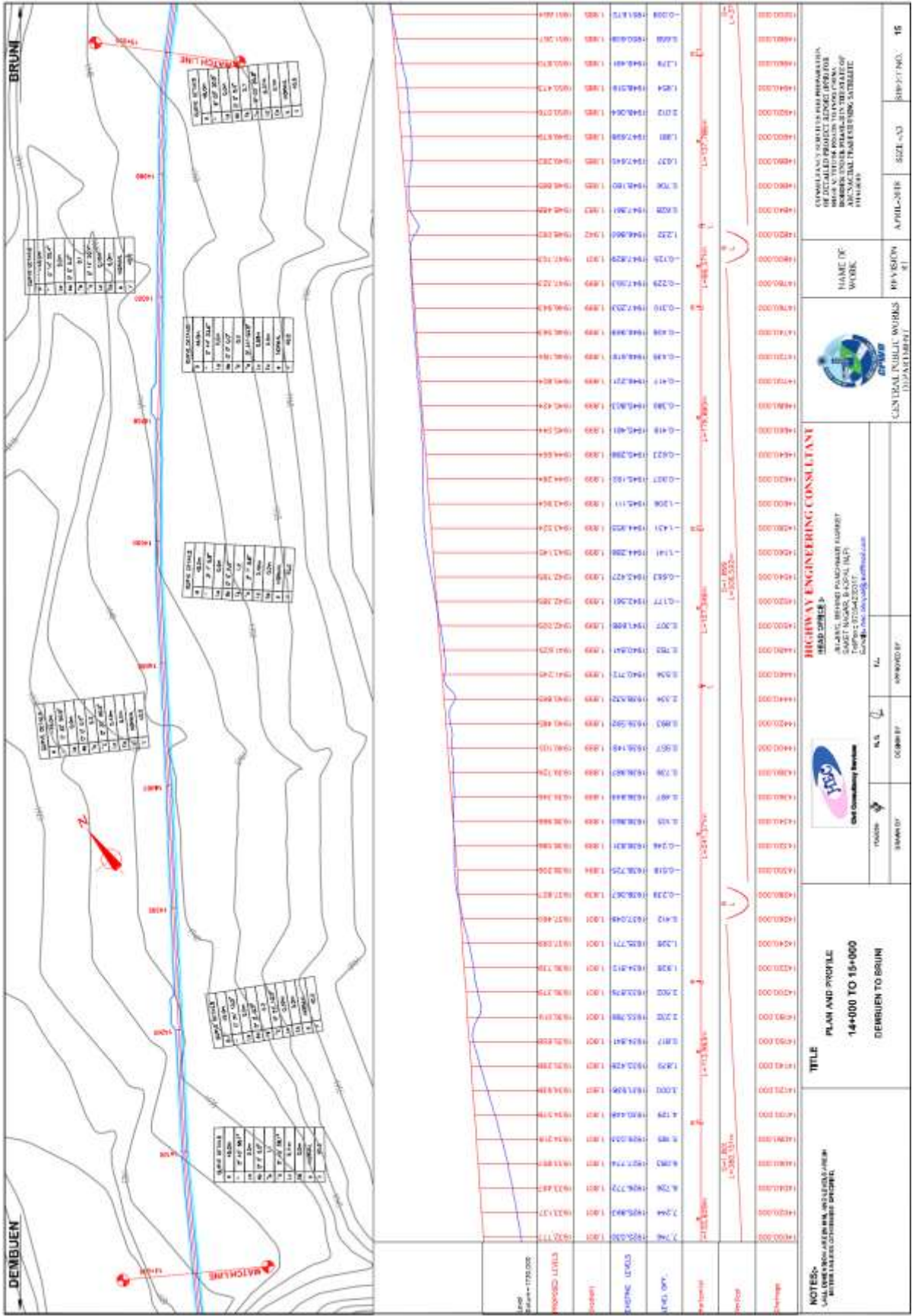
PROJECT STATUS: IN PROGRESS



<div>NOTE:- 1. ALL INFORMATION ON THIS FORM IS TO BE KEPT STRICTLY CONFIDENTIAL AND NOT TO BE DISCLOSED TO ANY OTHER PERSONS WITHOUT THE WRITTEN PERMISSION OF THE COMPANY.</div>	<div>TITLE</div> <div>PLAN AND PROFILE</div> <div>9+000 TO 10+000</div> <div>DEMIBUEN TO BRUM</div>	<div><div><div><div><div><div></div><div>HCS</div><div>HIGHER CIVIL SERVICES</div></div><div>Chief Consulting Services</div></div><div><div><div><div><div><div></div><div>ROAD ENGINEERING CONSULTANT</div><div>ROAD STUDIES</div></div><div>MALIBO, BELIEVED, PANGLOSS, MAURETT SARET HAGAN, B-KOM, (M.P.) TELUKUT 1055423017 Cell No: 91 97437 97437</div></div></div></div></div></div></div></div>				<div></div> <div>CENTRAL PUBLIC WORKS DEPARTMENT</div>		<div>NAME OF WORK</div>	<div>REVISION</div> <div>APRIL-2018</div>	<div>SHEET NO.</div> <div>10</div>
		<div>DESIGNED BY</div>	<div>CHECKED BY</div>	<div>IN CHARGE BY</div>	<div>APPROVED BY</div>	<div>DATE</div>				



NOTES: 1. ALL WORKS SHALL BE DONE IN ACCORDANCE WITH THE LATEST EDITIONS OF THE MALAYSIAN STANDARD SPECIFICATIONS FOR ROADWORKS (MSSR). 2. THE PROPOSED ROAD ALIGNMENT SHALL BE BASED ON THE ACTUAL TERRAIN USING SATELLITE IMAGERY.	PLAN AND PROFILE 1:34000 TO 14+000 DEMBUEN TO BRUMI		APPROVED BY:  ENGINEER		APPROVED BY:  ENGINEER		APPROVED BY:  ENGINEER		APPROVED BY:  ENGINEER		APPROVED BY:  ENGINEER		APPROVED BY:  ENGINEER		APPROVED BY:  ENGINEER		APPROVED BY:  ENGINEER		APPROVED BY:  ENGINEER		APPROVED BY:  ENGINEER		APPROVED BY:  ENGINEER		APPROVED BY:  ENGINEER		APPROVED BY:  ENGINEER		APPROVED BY:  ENGINEER		APPROVED BY:  ENGINEER		APPROVED BY: ENGINEER		APPROVED BY: ENGINEER		APPROVED BY: ENGINEER		APPROVED BY: ENGINEER		APPROVED BY: ENGINEER		APPROVED BY: ENGINEER		APPROVED BY: ENGINEER		APPROVED BY: ENGINEER		APPROVED BY: ENGINEER		APPROVED BY: ENGINEER		APPROVED BY: ENGINEER		APPROVED BY: ENGINEER		APPROVED BY: ENGINEER		APPROVED BY: ENGINEER		APPROVED BY: ENGINEER		APPROVED BY: ENGINEER		APPROVED BY: ENGINEER		APPROVED BY: ENGINEER		APPROVED BY: ENGINEER		APPROVED BY: ENGINEER		APPROVED BY: ENGINEER		APPROVED BY: ENGINEER		APPROVED BY: ENGINEER		APPROVED BY: ENGINEER		APPROVED BY: ENGINEER		APPROVED BY: ENGINEER		APPROVED BY: ENGINEER		APPROVED BY: ENGINEER		APPROVED BY: ENGINEER		APPROVED BY: ENGINEER		APPROVED BY: ENGINEER		APPROVED BY: ENGINEER		APPROVED BY: ENGINEER		APPROVED BY: ENGINEER		APPROVED BY: ENGINEER		APPROVED BY: ENGINEER		APPROVED BY: ENGINEER		APPROVED BY: ENGINEER		APPROVED BY: ENGINEER		APPROVED BY: ENGINEER		APPROVED BY: ENGINEER		APPROVED BY: ENGINEER		APPROVED BY: ENGINEER		APPROVED BY: ENGINEER		APPROVED BY: ENGINEER		APPROVED BY: ENGINEER		APPROVED BY: ENGINEER		APPROVED BY: ENGINEER		APPROVED BY: ENGINEER		APPROVED BY: ENGINEER		APPROVED BY: ENGINEER		APPROVED BY: ENGINEER		APPROVED BY: ENGINEER		APPROVED BY: ENGINEER		APPROVED BY: ENGINEER		APPROVED BY: ENGINEER		APPROVED BY: ENGINEER		APPROVED BY: ENGINEER		APPROVED BY: ENGINEER		APPROVED BY: ENGINEER		APPROVED BY: ENGINEER		APPROVED BY: ENGINEER		APPROVED BY: ENGINEER		APPROVED BY: ENGINEER		APPROVED BY: ENGINEER		APPROVED BY: ENGINEER		APPROVED BY: ENGINEER		APPROVED BY: ENGINEER		APPROVED BY: ENGINEER		APPROVED BY: ENGINEER		APPROVED BY: ENGINEER		APPROVED BY: ENGINEER		APPROVED BY: ENGINEER		APPROVED BY: ENGINEER		APPROVED BY: ENGINEER		APPROVED BY: ENGINEER		APPROVED BY: ENGINEER		APPROVED BY: ENGINEER		APPROVED BY: ENGINEER		APPROVED BY: ENGINEER		APPROVED BY: ENGINEER		APPROVED BY: ENGINEER		APPROVED BY: ENGINEER		APPROVED BY: ENGINEER		APPROVED BY: ENGINEER		APPROVED BY: ENGINEER		APPROVED BY: ENGINEER		APPROVED BY: ENGINEER		APPROVED BY: ENGINEER		APPROVED BY: ENGINEER		APPROVED BY: ENGINEER		APPROVED BY: ENGINEER		APPROVED BY: ENGINEER		APPROVED BY: ENGINEER		APPROVED BY: ENGINEER		APPROVED BY: ENGINEER		APPROVED BY: ENGINEER		APPROVED BY: ENGINEER		APPROVED BY: ENGINEER		APPROVED BY: ENGINEER		APPROVED BY: ENGINEER		APPROVED BY: ENGINEER		APPROVED BY: ENGINEER		APPROVED BY: ENGINEER		APPROVED BY: ENGINEER		APPROVED BY: ENGINEER		APPROVED BY: ENGINEER		APPROVED BY: ENGINEER		APPROVED BY: ENGINEER		APPROVED BY: ENGINEER		APPROVED BY: ENGINEER		APPROVED BY: ENGINEER		APPROVED BY: ENGINEER		APPROVED BY: ENGINEER		APPROVED BY: ENGINEER		APPROVED BY: ENGINEER		APPROVED BY: ENGINEER		APPROVED BY: ENGINEER		APPROVED BY: ENGINEER		APPROVED BY: ENGINEER		APPROVED BY: ENGINEER		APPROVED BY: ENGINEER		APPROVED BY: ENGINEER		APPROVED BY: ENGINEER		APPROVED BY: ENGINEER		APPROVED BY: ENGINEER		APPROVED BY: ENGINEER		APPROVED BY: ENGINEER		APPROVED BY: ENGINEER		APPROVED BY: ENGINEER		APPROVED BY: ENGINEER
---	--	--	--	--	---	--	--	--	--	--	--	--	---	--	--	--	--	--	--	--	---	--	--	--	--	--	--	--	--	--	--	--	--	--	--	--	--	--	--	--	--	--	--	--	--	--	--	--	--	--	--	--	--	--	--	--	--	--	--	--	--	--	--	--	--	--	--	--	--	--	--	--	--	--	--	--	--	--	--	--	--	--	--	--	--	--	--	--	--	--	--	--	--	--	--	--	--	--	--	--	--	--	---	--	---	--	---	--	---	--	---	--	---	--	---	--	---	--	---	--	---	--	---	--	---	--	---	--	---	--	---	--	---	--	---	--	---	--	---	--	---	--	---	--	---	--	---	--	---	--	---	--	---	--	---	--	---	--	---	--	---	--	---	--	---	--	---	--	---	--	---	--	---	--	---	--	---	--	---	--	---	--	---	--	---	--	---	--	---	--	---	--	---	--	---	--	---	--	---	--	---	--	---	--	---	--	---	--	---	--	---	--	---	--	---	--	---	--	---	--	---	--	---	--	---	--	---	--	---	--	---	--	---	--	---	--	---	--	---	--	---	--	---	--	---	--	---	--	---	--	---	--	---	--	---	--	---	--	---	--	---	--	---	--	---	--	---	--	---	--	---	--	---	--	---	--	---	--	---	--	---	--	---	--	---	--	---	--	---	--	---	--	---



NAME OF WORK

CONSTRUCTION OF ROAD AND BRIDGE

APPROVED BY

1. Sd/-

2. Sd/-

DATE

15/05/2017

SCALE

1:1000

PROJECT TITLE

ROAD AND BRIDGE

PROJECT NO.

14+000 TO 15+000

PROJECT LOCATION

DEMBUEN TO BOUN

PROJECT STATUS

15

PROJECT DESCRIPTION

CONSTRUCTION OF ROAD AND BRIDGE

PROJECT OWNER

CPWD

PROJECT MANAGER

CPWD

PROJECT SUPERVISOR

CPWD

PROJECT ENGINEER

CPWD

PROJECT ARCHITECT

CPWD

PROJECT SURVEYOR

CPWD

PROJECT CONTRACTOR

CPWD

PROJECT CONSULTANT

CPWD

PROJECT DESIGNER

CPWD

PROJECT CHECKER

CPWD

PROJECT APPROVER

CPWD

PROJECT REVIEWER

CPWD

PROJECT ENDORSEMENT

CPWD

PROJECT SIGNATURE

CPWD

PROJECT SEAL

CPWD

PROJECT DATE

15/05/2017

PROJECT TIME

15:00

PROJECT LOCATION

DEMBUEN TO BOUN

PROJECT STATUS

15

PROJECT DESCRIPTION

CONSTRUCTION OF ROAD AND BRIDGE

PROJECT OWNER

CPWD

PROJECT MANAGER

CPWD

PROJECT SUPERVISOR

CPWD

PROJECT ENGINEER

CPWD

PROJECT ARCHITECT

CPWD

PROJECT SURVEYOR

CPWD

PROJECT CONTRACTOR

CPWD

PROJECT CONSULTANT

CPWD

PROJECT DESIGNER

CPWD

PROJECT CHECKER

CPWD

PROJECT APPROVER

CPWD

PROJECT REVIEWER

CPWD

PROJECT ENDORSEMENT

CPWD

PROJECT SIGNATURE

CPWD

PROJECT SEAL

CPWD

PROJECT DATE

15/05/2017

PROJECT TIME

15:00

PROJECT LOCATION

DEMBUEN TO BOUN

PROJECT STATUS

15

PROJECT DESCRIPTION

CONSTRUCTION OF ROAD AND BRIDGE

PROJECT OWNER

CPWD

PROJECT MANAGER

CPWD

PROJECT SUPERVISOR

CPWD

PROJECT ENGINEER

CPWD

PROJECT ARCHITECT

CPWD

PROJECT SURVEYOR

CPWD

PROJECT CONTRACTOR

CPWD

PROJECT CONSULTANT

CPWD

PROJECT DESIGNER

CPWD

PROJECT CHECKER

CPWD

PROJECT APPROVER

CPWD

PROJECT REVIEWER

CPWD

PROJECT ENDORSEMENT

CPWD

PROJECT SIGNATURE

CPWD

PROJECT SEAL

CPWD

PROJECT DATE

15/05/2017

PROJECT TIME

15:00

PROJECT LOCATION

DEMBUEN TO BOUN

PROJECT STATUS

15

PROJECT DESCRIPTION

CONSTRUCTION OF ROAD AND BRIDGE

PROJECT OWNER

CPWD

PROJECT MANAGER

CPWD

PROJECT SUPERVISOR

CPWD

PROJECT ENGINEER

CPWD

PROJECT ARCHITECT

CPWD

PROJECT SURVEYOR

CPWD

PROJECT CONTRACTOR

CPWD

PROJECT CONSULTANT

CPWD

PROJECT DESIGNER

CPWD

PROJECT CHECKER

CPWD

PROJECT APPROVER

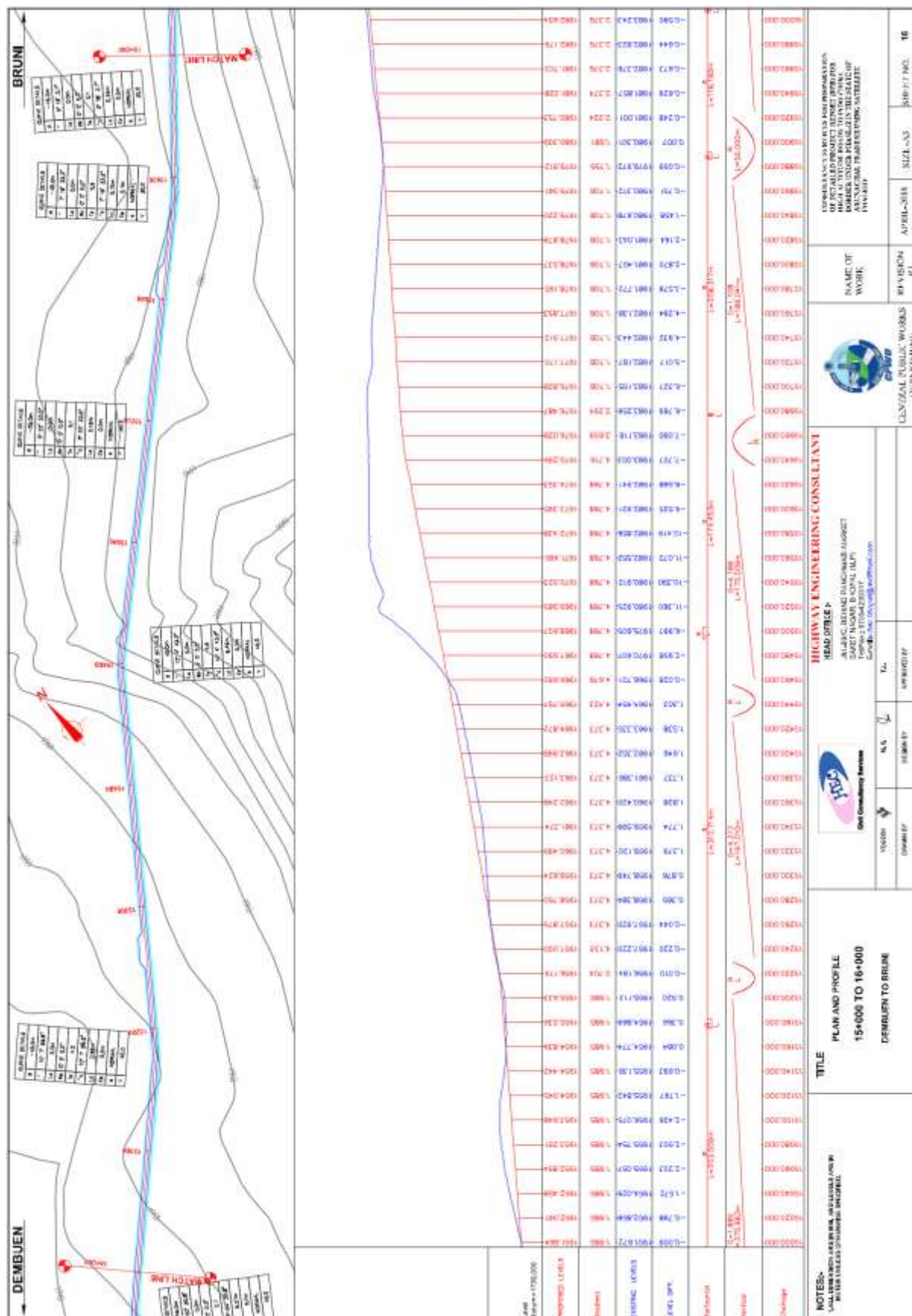
CPWD

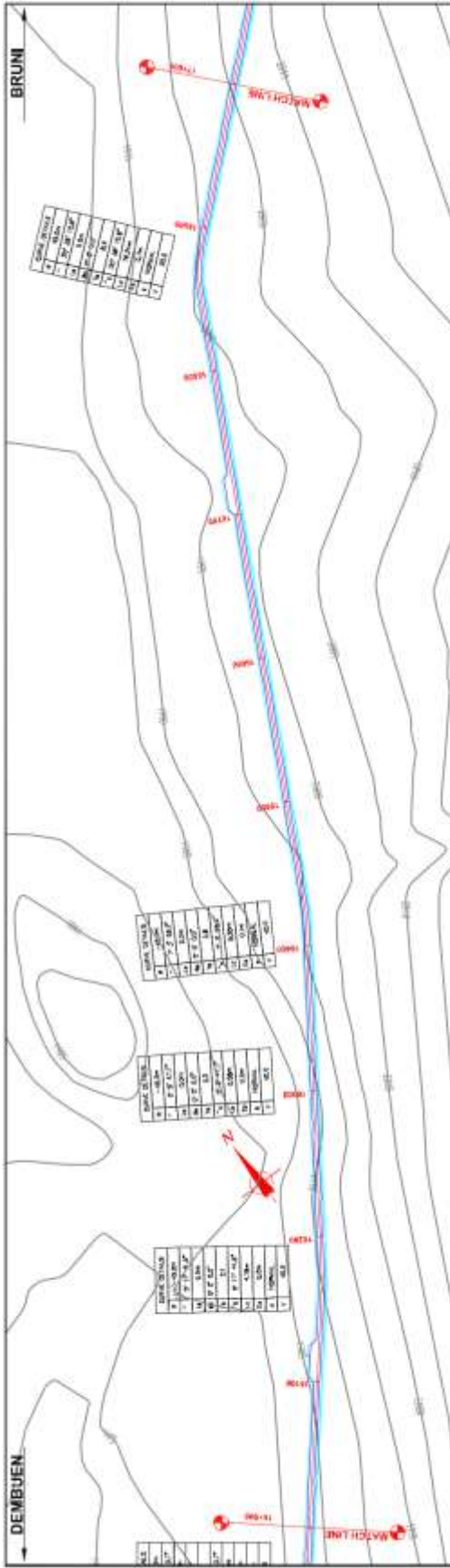
PROJECT REVIEWER

CPWD

PROJECT ENDORSEMENT


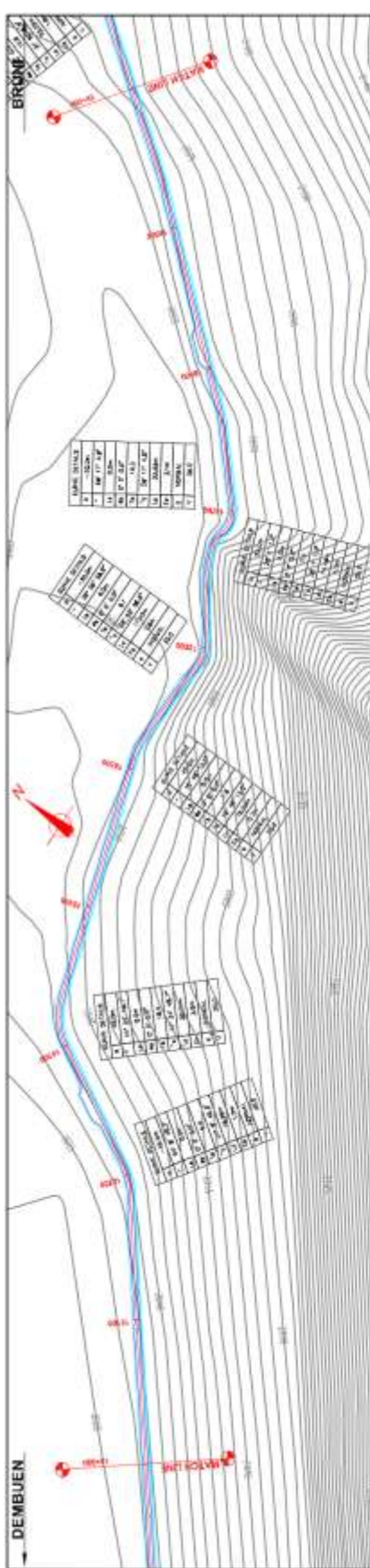
CPWD




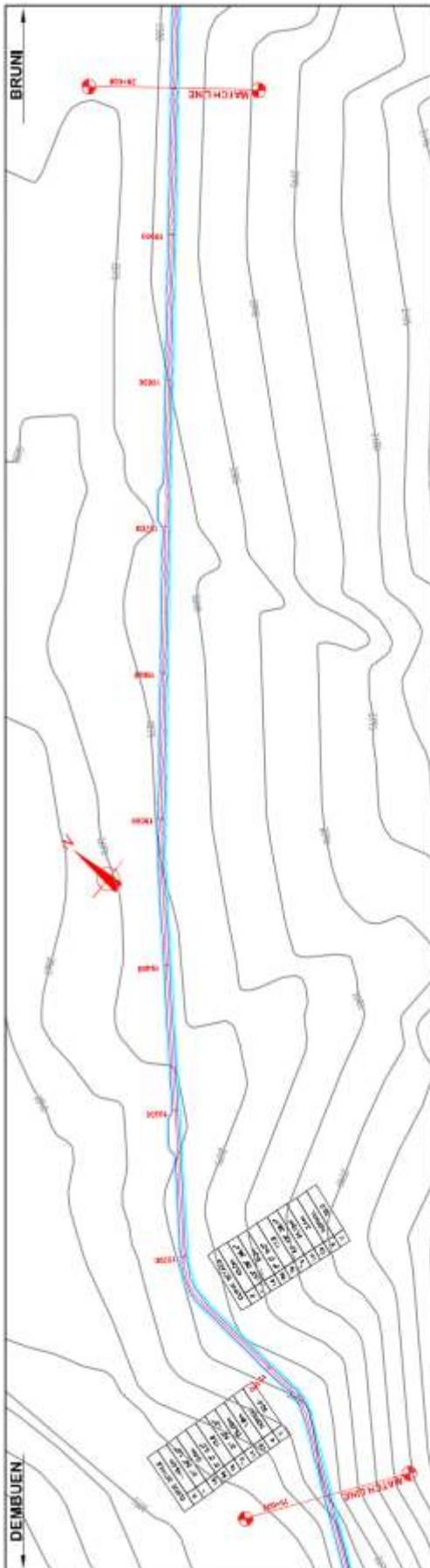


TITLE		PLAN AND PROFILE		HIGHWAY ENGINEERING CONSULTANT		CENTRAL PUBLIC WORKS DEPARTMENT		NAME OF WORK		REVISION		DATE		SHEET NO.	
16+000 TO 17+000		DEMBUEN TO BRUMI		HEAD OFFICE >		ALABING, BRUNO PUNCAWAT KAMPOT SAKET NAGAR, S-45/A, 3471 Tel: 097-03420017 Web: www.hwyeng.com		NAME OF WORK		REVISION		DATE		SHEET NO.	
16+000 TO 17+000		DEMBUEN TO BRUMI		HEAD OFFICE >		ALABING, BRUNO PUNCAWAT KAMPOT SAKET NAGAR, S-45/A, 3471 Tel: 097-03420017 Web: www.hwyeng.com		NAME OF WORK		REVISION		DATE		SHEET NO.	
16+000 TO 17+000		DEMBUEN TO BRUMI		HEAD OFFICE >		ALABING, BRUNO PUNCAWAT KAMPOT SAKET NAGAR, S-45/A, 3471 Tel: 097-03420017 Web: www.hwyeng.com		NAME OF WORK		REVISION		DATE		SHEET NO.	
16+000 TO 17+000		DEMBUEN TO BRUMI		HEAD OFFICE >		ALABING, BRUNO PUNCAWAT KAMPOT SAKET NAGAR, S-45/A, 3471 Tel: 097-03420017 Web: www.hwyeng.com		NAME OF WORK		REVISION		DATE		SHEET NO.	
16+000 TO 17+000		DEMBUEN TO BRUMI		HEAD OFFICE >		ALABING, BRUNO PUNCAWAT KAMPOT SAKET NAGAR, S-45/A, 3471 Tel: 097-03420017 Web: www.hwyeng.com		NAME OF WORK		REVISION		DATE		SHEET NO.	
16+000 TO 17+000		DEMBUEN TO BRUMI		HEAD OFFICE >		ALABING, BRUNO PUNCAWAT KAMPOT SAKET NAGAR, S-45/A, 3471 Tel: 097-03420017 Web: www.hwyeng.com		NAME OF WORK		REVISION		DATE		SHEET NO.	
16+000 TO 17+000		DEMBUEN TO BRUMI		HEAD OFFICE >		ALABING, BRUNO PUNCAWAT KAMPOT SAKET NAGAR, S-45/A, 3471 Tel: 097-03420017 Web: www.hwyeng.com		NAME OF WORK		REVISION		DATE		SHEET NO.	
16+000 TO 17+000		DEMBUEN TO BRUMI		HEAD OFFICE >		ALABING, BRUNO PUNCAWAT KAMPOT SAKET NAGAR, S-45/A, 3471 Tel: 097-03420017 Web: www.hwyeng.com		NAME OF WORK		REVISION		DATE		SHEET NO.	
16+000 TO 17+000		DEMBUEN TO BRUMI		HEAD OFFICE >		ALABING, BRUNO PUNCAWAT KAMPOT SAKET NAGAR, S-45/A, 3471 Tel: 097-03420017 Web: www.hwyeng.com		NAME OF WORK		REVISION		DATE		SHEET NO.	
16+000 TO 17+000		DEMBUEN TO BRUMI		HEAD OFFICE >		ALABING, BRUNO PUNCAWAT KAMPOT SAKET NAGAR, S-45/A, 3471 Tel: 097-03420017 Web: www.hwyeng.com		NAME OF WORK		REVISION		DATE		SHEET NO.	
16+000 TO 17+000		DEMBUEN TO BRUMI		HEAD OFFICE >		ALABING, BRUNO PUNCAWAT KAMPOT SAKET NAGAR, S-45/A, 3471 Tel: 097-03420017 Web: www.hwyeng.com		NAME OF WORK		REVISION		DATE		SHEET NO.	
16+000 TO 17+000		DEMBUEN TO BRUMI		HEAD OFFICE >		ALABING, BRUNO PUNCAWAT KAMPOT SAKET NAGAR, S-45/A, 3471 Tel: 097-03420017 Web: www.hwyeng.com		NAME OF WORK		REVISION		DATE		SHEET NO.	
16+000 TO 17+000		DEMBUEN TO BRUMI		HEAD OFFICE >		ALABING, BRUNO PUNCAWAT KAMPOT SAKET NAGAR, S-45/A, 3471 Tel: 097-03420017 Web: www.hwyeng.com		NAME OF WORK		REVISION		DATE		SHEET NO.	
16+000 TO 17+000		DEMBUEN TO BRUMI		HEAD OFFICE >		ALABING, BRUNO PUNCAWAT KAMPOT SAKET NAGAR, S-45/A, 3471 Tel: 097-03420017 Web: www.hwyeng.com		NAME OF WORK		REVISION		DATE		SHEET NO.	
16+000 TO 17+000		DEMBUEN TO BRUMI		HEAD OFFICE >		ALABING, BRUNO PUNCAWAT KAMPOT SAKET NAGAR, S-45/A, 3471 Tel: 097-03420017 Web: www.hwyeng.com		NAME OF WORK		REVISION		DATE		SHEET NO.	
16+000 TO 17+000		DEMBUEN TO BRUMI		HEAD OFFICE >		ALABING, BRUNO PUNCAWAT KAMPOT SAKET NAGAR, S-45/A, 3471 Tel: 097-03420017 Web: www.hwyeng.com		NAME OF WORK		REVISION		DATE		SHEET NO.	
16+000 TO 17+000		DEMBUEN TO BRUMI		HEAD OFFICE >		ALABING, BRUNO PUNCAWAT KAMPOT SAKET NAGAR, S-45/A, 3471 Tel: 097-03420017 Web: www.hwyeng.com		NAME OF WORK		REVISION		DATE		SHEET NO.	
16+000 TO 17+000		DEMBUEN TO BRUMI		HEAD OFFICE >		ALABING, BRUNO PUNCAWAT KAMPOT SAKET NAGAR, S-45/A, 3471 Tel: 097-03420017 Web: www.hwyeng.com		NAME OF WORK		REVISION		DATE		SHEET NO.	
16+000 TO 17+000		DEMBUEN TO BRUMI		HEAD OFFICE >		ALABING, BRUNO PUNCAWAT KAMPOT SAKET NAGAR, S-45/A, 3471 Tel: 097-03420017 Web: www.hwyeng.com		NAME OF WORK		REVISION		DATE		SHEET NO.	
16+000 TO 17+000		DEMBUEN TO BRUMI		HEAD OFFICE >		ALABING, BRUNO PUNCAWAT KAMPOT SAKET NAGAR, S-45/A, 3471 Tel: 097-03420017 Web: www.hwyeng.com		NAME OF WORK		REVISION		DATE		SHEET NO.	
16+000 TO 17+000		DEMBUEN TO BRUMI		HEAD OFFICE >		ALABING, BRUNO PUNCAWAT KAMPOT SAKET NAGAR, S-45/A, 3471 Tel: 097-03420017 Web: www.hwyeng.com		NAME OF WORK		REVISION		DATE		SHEET NO.	
16+000 TO 17+000		DEMBUEN TO BRUMI		HEAD OFFICE >		ALABING, BRUNO PUNCAWAT KAMPOT SAKET NAGAR, S-45/A, 3471 Tel: 097-03420017 Web: www.hwyeng.com		NAME OF WORK		REVISION		DATE		SHEET NO.	
16+000 TO 17+000		DEMBUEN TO BRUMI		HEAD OFFICE >		ALABING, BRUNO PUNCAWAT KAMPOT SAKET NAGAR, S-45/A, 3471 Tel: 097-03420017 Web: www.hwyeng.com		NAME OF WORK		REVISION		DATE		SHEET NO.	
16+000 TO 17+000		DEMBUEN TO BRUMI		HEAD OFFICE >		ALABING, BRUNO PUNCAWAT KAMPOT SAKET NAGAR, S-45/A, 3471 Tel: 097-03420017 Web: www.hwyeng.com		NAME OF WORK		REVISION		DATE		SHEET NO.	
16+000 TO 17+000		DEMBUEN TO BRUMI		HEAD OFFICE >		ALABING, BRUNO PUNCAWAT KAMPOT SAKET NAGAR, S-45/A, 3471 Tel: 097-03420017 Web: www.hwyeng.com		NAME OF WORK		REVISION		DATE		SHEET NO.	
16+000 TO 17+000		DEMBUEN TO BRUMI		HEAD OFFICE >		ALABING, BRUNO PUNCAWAT KAMPOT SAKET NAGAR, S-45/A, 3471 Tel: 097-03420017 Web: www.hwyeng.com		NAME OF WORK		REVISION		DATE		SHEET NO.	
16+000 TO 17+000		DEMBUEN TO BRUMI		HEAD OFFICE >		ALABING, BRUNO PUNCAWAT KAMPOT SAKET NAGAR, S-45/A, 3471 Tel: 097-03420017 Web: www.hwyeng.com		NAME OF WORK		REVISION		DATE		SHEET NO.	
16+000 TO 17+000		DEMBUEN TO BRUMI		HEAD OFFICE >		ALABING, BRUNO PUNCAWAT KAMPOT SAKET NAGAR, S-45/A, 3471 Tel: 097-03420017 Web: www.hwyeng.com		NAME OF WORK		REVISION		DATE		SHEET NO.	
16+000 TO 17+000		DEMBUEN TO BRUMI		HEAD OFFICE >		ALABING, BRUNO PUNCAWAT KAMPOT SAKET NAGAR, S-45/A, 3471 Tel: 097-03420017 Web: www.hwyeng.com		NAME OF WORK		REVISION		DATE		SHEET NO.	
16+000 TO 17+000		DEMBUEN TO BRUMI		HEAD OFFICE >		ALABING, BRUNO PUNCAWAT KAMPOT SAKET NAGAR, S-45/A, 3471 Tel: 097-03420017 Web: www.hwyeng.com		NAME OF WORK		REVISION		DATE		SHEET NO.	
16+000 TO 17+000		DEMBUEN TO BRUMI		HEAD OFFICE >		ALABING, BRUNO PUNCAWAT KAMPOT SAKET NAGAR, S-45/A, 3471 Tel: 097-03420017 Web: www.hwyeng.com		NAME OF WORK		REVISION		DATE		SHEET NO.	
16+000 TO 17+000		DEMBUEN TO BRUMI		HEAD OFFICE >		ALABING, BRUNO PUNCAWAT KAMPOT SAKET NAGAR, S-45/A, 3471 Tel: 097-03420017 Web: www.hwyeng.com		NAME OF WORK		REVISION		DATE		SHEET NO.	
16+000 TO 17+000		DEMBUEN TO BRUMI		HEAD OFFICE >		ALABING, BRUNO PUNCAWAT KAMPOT SAKET NAGAR, S-45/A, 3471 Tel: 097-03420017 Web: www.hwyeng.com		NAME OF WORK		REVISION		DATE		SHEET NO.	
16+000 TO 17+000		DEMBUEN TO BRUMI		HEAD OFFICE >		ALABING, BRUNO PUNCAWAT KAMPOT SAKET NAGAR, S-45/A, 3471 Tel: 097-03420017 Web: www.hwyeng.com		NAME OF WORK		REVISION		DATE		SHEET NO.	
16+000 TO 17+000		DEMBUEN TO BRUMI		HEAD OFFICE >		ALABING, BRUNO PUNCAWAT KAMPOT SAKET NAGAR, S-45/A, 3471 Tel: 097-03420017 Web: www.hwyeng.com		NAME OF WORK		REVISION		DATE		SHEET NO.	
16+000 TO 17+000		DEMBUEN TO BRUMI		HEAD OFFICE >		ALABING, BRUNO PUNCAWAT KAMPOT SAKET NAGAR, S-45/A, 3471 Tel: 097-03420017 Web: www.hwyeng.com		NAME OF WORK		REVISION		DATE		SHEET NO.	
16+000 TO 17+000		DEMBUEN TO BRUMI		HEAD OFFICE >		ALABING, BRUNO PUNCAWAT KAMPOT SAKET NAGAR, S-45/A, 3471 Tel: 097-03420017 Web: www.hwyeng.com		NAME OF WORK		REVISION		DATE		SHEET NO.	
16+000 TO 17+000		DEMBUEN TO BRUMI		HEAD OFFICE >		ALABING, BRUNO PUNCAWAT KAMPOT SAKET NAGAR, S-45/A, 3471 Tel: 097-03420017 Web: www.hwyeng.com		NAME OF WORK		REVISION		DATE		SHEET NO.	
16+000 TO 17+000		DEMBUEN TO BRUMI		HEAD OFFICE >		ALABING, BRUNO PUNCAWAT KAMPOT SAKET NAGAR, S-45/A, 3471 Tel: 097-03420017 Web: www.hwyeng.com		NAME OF WORK		REVISION		DATE		SHEET NO.	
16+000 TO 17+000		DEMBUEN TO BRUMI		HEAD OFFICE >		ALABING, BRUNO PUNCAWAT KAMPOT SAKET NAGAR, S-45/A, 3471 Tel: 097-03420017 Web: www.hwyeng.com		NAME OF WORK		REVISION		DATE		SHEET NO.	
16+000 TO 17+000		DEMBUEN TO BRUMI		HEAD OFFICE >		ALABING, BRUNO PUNCAWAT KAMPOT SAKET NAGAR, S-45/A, 3471 Tel: 097-03420017 Web: www.hwyeng.com		NAME OF WORK		REVISION		DATE		SHEET NO.	
16+000 TO 17+000		DEMBUEN TO BRUMI		HEAD OFFICE >		ALABING, BRUNO PUNCAWAT KAMPOT SAKET NAGAR, S-45/A, 3471 Tel: 097-03420017 Web: www.hwyeng.com		NAME OF WORK		REVISION		DATE		SHEET NO.	
16+000 TO 17+000		DEMBUEN TO BRUMI		HEAD OFFICE >		ALABING, BRUNO PUNCAWAT KAMPOT SAKET NAGAR, S-45/A, 3471 Tel: 097-03420017 Web: www.hwyeng.com		NAME OF WORK		REVISION		DATE		SHEET NO.	
16+000 TO 17+000		DEMBUEN TO BRUMI		HEAD OFFICE >		ALABING, BRUNO PUNCAWAT KAMPOT SAKET NAGAR, S-45/A, 3471 Tel: 097-03420017 Web: www.hwyeng.com		NAME OF WORK		REVISION		DATE		SHEET NO.	
16+000 TO 17+000		DEMBUEN TO BRUMI		HEAD OFFICE >		ALABING, BRUNO PUNCAWAT KAMPOT SAKET NAGAR, S-45/A, 3471 Tel: 097-03420017 Web: www.hwyeng.com		NAME OF WORK		REVISION		DATE		SHEET NO.	
16+000 TO 17+000		DEMBUEN TO BRUMI		HEAD OFFICE >		ALABING, BRUNO PUNCAWAT KAMPOT SAKET NAGAR, S-45/A, 3471 Tel: 097-03420017 Web: www.hwyeng.com		NAME OF WORK		REVISION		DATE		SHEET NO.	
16+000 TO 17+000		DEMBUEN TO BRUMI		HEAD OFFICE >		ALABING, BRUNO PUNCAWAT KAMPOT SAKET NAGAR, S-45/A, 3471 Tel: 097-03420017 Web: www.hwyeng.com		NAME OF WORK		REVISION		DATE		SHEET NO.	
16+000 TO 17+000		DEMBUEN TO BRUMI		HEAD OFFICE >		ALABING, BRUNO PUNCAWAT KAMPOT SAKET NAGAR, S-45/A, 3471 Tel: 097-03420017 Web: www.hwyeng.com		NAME OF WORK		REVISION		DATE		SHEET NO.	
16+000 TO 17+000		DEMBUEN TO BRUMI		HEAD OFFICE >		ALABING, BRUNO PUNCAWAT KAMPOT SAKET NAGAR, S-45/A, 3471 Tel: 097-03420017 Web: www.hwyeng.com		NAME OF WORK		REVISION		DATE		SHEET NO.	
16+000 TO 17+000		DEMBUEN TO BRUMI		HEAD OFFICE >		ALABING, BRUNO PUNCAWAT KAMPOT SAKET NAGAR, S-45/A, 3471 Tel: 097-03420017 Web: www.hwyeng.com		NAME OF WORK		REVISION		DATE		SHEET NO.	
16+000 TO 17+000		DEMBUEN TO BRUMI		HEAD OFFICE >		ALABING, BRUNO PUNCAWAT KAMPOT SAKET NAGAR, S-45/A, 3471 Tel: 097-03420017 Web: www.hwyeng.com		NAME OF WORK		REVISION		DATE		SHEET NO.	
16+000 TO 17+000		DEMBUEN TO BRUMI		HEAD OFFICE >		ALABING, BRUNO PUNCAWAT KAMPOT SAKET NAGAR, S-45/A, 3471 Tel: 097-03420017 Web: www.hwyeng.com		NAME OF WORK		REVISION		DATE		SHEET NO.	
16+000 TO 17+000		DEMBUEN TO BRUMI		HEAD OFFICE >		ALABING, BRUNO PUNCAWAT KAMPOT SAKET NAGAR, S-45/A, 3471 Tel: 097-03420017 Web: www.hwyeng.com		NAME OF WORK		REVISION		DATE		SHEET NO.	
16+000 TO 17+000		DEMBUEN TO BRUMI		HEAD OFFICE >		ALABING, BRUNO PUNCAWAT KAMPOT SAKET NAGAR, S-45/A, 3471 Tel: 097-03420017 Web: www.hwyeng.com		NAME OF WORK		REVISION		DATE		SHEET NO.	
16+000 TO 17+000		DEMBUEN TO BRUMI		HEAD OFFICE >		ALABING, BRUNO PUNCAWAT KAMPOT SAKET NAGAR, S-45/A, 3471 Tel: 097-03420017 Web: www.hwyeng.com		NAME OF WORK		REVISION		DATE		SHEET NO.	
16+000 TO 17+000		DEMBUEN TO BRUMI		HEAD OFFICE >		ALABING, BRUNO PUNCAWAT KAMPOT SAKET NAGAR, S-45/A, 3471 Tel: 097-03420017 Web: www.hwyeng.com		NAME OF WORK		REVISION		DATE		SHEET NO.	
16+000 TO 17+000		DEMBUEN TO BRUMI		HEAD OFFICE >		ALABING, BRUNO PUNCAWAT KAMPOT SAKET NAGAR, S-45/A, 3471 Tel: 097-03420017 Web: www.hwyeng.com		NAME OF WORK		REVISION		DATE		SHEET NO.	
16+000 TO 17+000		DEMBUEN TO BRUMI		HEAD OFFICE >		ALABING, BRUNO PUNCAWAT KAMPOT SAKET NAGAR, S-45/A, 3471 Tel: 097-03420017 Web: www.hwyeng.com		NAME OF WORK		REVISION		DATE		SHEET NO.	
16+000 TO 17+000		DEMBUEN TO BRUMI		HEAD OFFICE >		ALABING, BRUNO PUNCAWAT KAMPOT SAKET NAGAR, S-45/A, 3471 Tel: 097-03420017 Web: www.hwyeng.com		NAME OF WORK		REVISION		DATE		SHEET NO.	
16+000 TO 17+000		DEMBUEN TO BRUMI		HEAD OFFICE >		ALABING, BRUNO PUNCAWAT KAMPOT SAKET NAGAR, S-45/A, 3471 Tel: 097-03420017 Web: www.hwyeng.com		NAME OF WORK		REVISION		DATE		SHEET NO.	
16+000 TO 17+000		DEMBUEN TO BRUMI		HEAD OFFICE >		ALABING, BRUNO PUNCAWAT KAMPOT SAKET NAGAR, S-45/A, 3471 Tel: 097-03420017 Web: www.hwyeng.com		NAME OF WORK		REVISION		DATE		SHEET NO.	
16+000 TO 17+000		DEMBUEN TO BRUMI		HEAD OFFICE >		ALABING, BRUNO PUNCAWAT KAMPOT SAKET NAGAR, S-45/A, 3471 Tel: 097-03420017 Web: www.hwyeng.com		NAME OF WORK		REVISION		DATE		SHEET NO.	
16+000 TO 17+000		DEMBUEN TO BRUMI		HEAD OFFICE >		ALABING, BRUNO PUNCAWAT KAMPOT SAKET NAGAR, S-45/A, 3471 Tel: 097-03420017 Web: www.hwyeng.com		NAME OF WORK		REVISION		DATE		SHEET NO.	
16+000 TO 17+000		DEMBUEN TO BRUMI		HEAD OFFICE >		ALABING, BRUNO PUNCAWAT KAMPOT SAKET NAGAR, S-45/A, 3471 Tel: 097-03420017 Web: www.hwyeng.com		NAME OF WORK		REVISION		DATE		SHEET NO.	
16+000 TO 17+000		DEMBUEN TO BRUMI		HEAD OFFICE >		ALABING, BRUNO PUNCAWAT KAMPOT SAKET NAGAR, S-45/A, 3471 Tel: 097-03420017 Web: www.hwyeng.com		NAME OF WORK		REVISION		DATE		SHEET NO.	
16+000 TO 17+000		DEMBUEN TO BRUMI		HEAD OFFICE >		ALABING, BRUNO PUNCAWAT KAMPOT SAKET NAGAR, S-45/A, 3471 Tel: 097-03420017 Web: www.hwyeng.com		NAME OF WORK		REVISION		DATE		SHEET NO.	
16+000 TO 17+000		DEMBUEN TO BRUMI		HEAD OFFICE >		ALABING, BRUNO PUNCAWAT KAMPOT SAKET NAGAR, S-45/A, 3471 Tel: 097-03420017 Web: www.hwyeng.com		NAME OF WORK		REVISION		DATE		SHEET NO.	
16+000 TO 17+000		DEMBUEN TO BRUMI		HEAD OFFICE >		ALABING, BRUNO PUNCAWAT KAMPOT SAKET NAGAR, S-45/A, 3471 Tel: 097-03420017 Web: www.hwyeng.com		NAME OF WORK		REVISION		DATE		SHEET NO.	
16+000 TO 17+000		DEMBUEN TO BRUMI		HEAD OFFICE >		ALABING, BRUNO PUNCAWAT KAMPOT SAKET NAGAR, S-45/A, 3471 Tel: 097-03420017 Web: www.hwyeng.com		NAME OF WORK		REVISION		DATE		SHEET NO.	


DEM BUEN



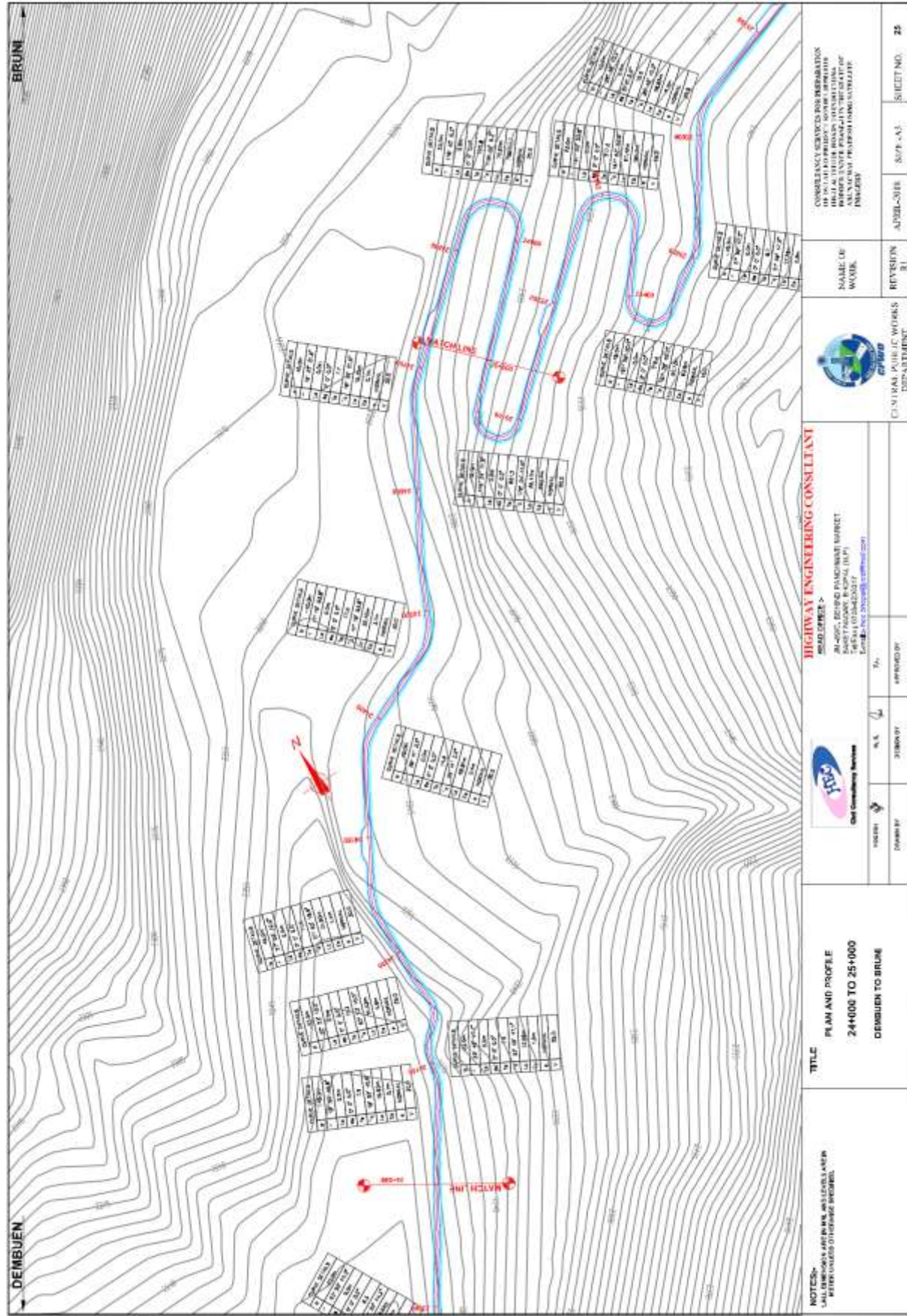
<p>NOTES:</p> <p>1. ALL DIMENSIONS ARE IN METERS, UNLESS OTHERWISE SPECIFIED.</p> <p>2. WATER LEVELS ARE TO BE DETERMINED BY THE CLIENT.</p>	<p>TITLE</p> <p>PLAN AND PROFILE</p> <p>18+000 TO 19+000</p> <p>DEM BUEN TO BRUN</p>		<p>CLIENT: PUBLIC WORKS</p> <p>DEPARTMENT</p>		<p>SCALE OF</p> <p>WORK</p>	<p>DATE: 2018</p> <p>SIZE: A3</p> <p>SHEET NO.: 19</p>
	<p>HEAD OFFICE:</p> <p>ALABAC, BULACAN, CALABARZON, PHILIPPINES</p> <p>PROJECT NUMBER: B-CPAL-001</p> <p>DATE: 2018-05-01</p> <p>DESIGNED BY: [Name]</p> <p>CHECKED BY: [Name]</p> <p>APPROVED BY: [Name]</p>		<p>CONSULTANT:</p> <p>ENGINEERING CONSULTANT</p> <p>ALABAC, BULACAN, CALABARZON, PHILIPPINES</p> <p>PROJECT NUMBER: B-CPAL-001</p> <p>DATE: 2018-05-01</p> <p>DESIGNED BY: [Name]</p> <p>CHECKED BY: [Name]</p> <p>APPROVED BY: [Name]</p>		<p>COMPLETION DATE: 2018-05-01</p> <p>DESIGNED BY: [Name]</p> <p>CHECKED BY: [Name]</p> <p>APPROVED BY: [Name]</p>	





<div>NOTES:- UNLESS OTHERWISE SPECIFIED, ALL MATERIALS SHALL BE OF THE BEST QUALITY AVAILABLE. ALL DIMENSIONS SHALL BE IN METERS UNLESS OTHERWISE SPECIFIED.</div>	<div>TITLE PLAN AND PROFILE 19+000 TO 20+000 DEMBUEN TO BRUNI</div>	<div></div>	<div>HIGHWAY ENGINEERING CONSULTANT</div>			<div></div>	<div>NAME OF OWNER</div>	<div>SYMBOLS, DIMENSIONS, LINE REPRESENTATION AND NOTATION SHALL BE AS PER CPWD STANDARD DRAWING CODES, LATEST EDITION. ALL DIMENSIONS SHALL BE IN METERS UNLESS OTHERWISE SPECIFIED.</div>
			<div>HEAD OFFICE :- 40-001, 002, 003, 004, 005, 006, 007, 008, 009, 010, 011, 012, 013, 014, 015, 016, 017, 018, 019, 020, 021, 022, 023, 024, 025, 026, 027, 028, 029, 030, 031, 032, 033, 034, 035, 036, 037, 038, 039, 040, 041, 042, 043, 044, 045, 046, 047, 048, 049, 050, 051, 052, 053, 054, 055, 056, 057, 058, 059, 060, 061, 062, 063, 064, 065, 066, 067, 068, 069, 070, 071, 072, 073, 074, 075, 076, 077, 078, 079, 080, 081, 082, 083, 084, 085, 086, 087, 088, 089, 090, 091, 092, 093, 094, 095, 096, 097, 098, 099, 100, 101, 102, 103, 104, 105, 106, 107, 108, 109, 110, 111, 112, 113, 114, 115, 116, 117, 118, 119, 120, 121, 122, 123, 124, 125, 126, 127, 128, 129, 130, 131, 132, 133, 134, 135, 136, 137, 138, 139, 140, 141, 142, 143, 144, 145, 146, 147, 148, 149, 150, 151, 152, 153, 154, 155, 156, 157, 158, 159, 160, 161, 162, 163, 164, 165, 166, 167, 168, 169, 170, 171, 172, 173, 174, 175, 176, 177, 178, 179, 180, 181, 182, 183, 184, 185, 186, 187, 188, 189, 190, 191, 192, 193, 194, 195, 196, 197, 198, 199, 200, 201, 202, 203, 204, 205, 206, 207, 208, 209, 210, 211, 212, 213, 214, 215, 216, 217, 218, 219, 220, 221, 222, 223, 224, 225, 226, 227, 228, 229, 230, 231, 232, 233, 234, 235, 236, 237, 238, 239, 240, 241, 242, 243, 244, 245, 246, 247, 248, 249, 250, 251, 252, 253, 254, 255, 256, 257, 258, 259, 260, 261, 262, 263, 264, 265, 266, 267, 268, 269, 270, 271, 272, 273, 274, 275, 276, 277, 278, 279, 280, 281, 282, 283, 284, 285, 286, 287, 288, 289, 290, 291, 292, 293, 294, 295, 296, 297, 298, 299, 300, 301, 302, 303, 304, 305, 306, 307, 308, 309, 310, 311, 312, 313, 314, 315, 316, 317, 318, 319, 320, 321, 322, 323, 324, 325, 326, 327, 328, 329, 330, 331, 332, 333, 334, 335, 336, 337, 338, 339, 340, 341, 342, 343, 344, 345, 346, 347, 348, 349, 350, 351, 352, 353, 354, 355, 356, 357, 358, 359, 360, 361, 362, 363, 364, 365, 366, 367, 368, 369, 370, 371, 372, 373, 374, 375, 376, 377, 378, 379, 380, 381, 382, 383, 384, 385, 386, 387, 388, 389, 390, 391, 392, 393, 394, 395, 396, 397, 398, 399, 400, 401, 402, 403, 404, 405, 406, 407, 408, 409, 410, 411, 412, 413, 414, 415, 416, 417, 418, 419, 420, 421, 422, 423, 424, 425, 426, 427, 428, 429, 430, 431, 432, 433, 434, 435, 436, 437, 438, 439, 440, 441, 442, 443, 444, 445, 446, 447, 448, 449, 450, 451, 452, 453, 454, 455, 456, 457, 458, 459, 460, 461, 462, 463, 464, 465, 466, 467, 468, 469, 470, 471, 472, 473, 474, 475, 476, 477, 478, 479, 480, 481, 482, 483, 484, 485, 486, 487, 488, 489, 490, 491, 492, 493, 494, 495, 496, 497, 498, 499, 500, 501, 502, 503, 504, 505, 506, 507, 508, 509, 510, 511, 512, 513, 514, 515, 516, 517, 518, 519, 520, 521, 522, 523, 524, 525, 526, 527, 528, 529, 530, 531, 532, 533, 534, 535, 536, 537, 538, 539, 540, 541, 542, 543, 544, 545, 546, 547, 548, 549, 550, 551, 552, 553, 554, 555, 556, 557, 558, 559, 560, 561, 562, 563, 564, 565, 566, 567, 568, 569, 570, 571, 572, 573, 574, 575, 576, 577, 578, 579, 580, 581, 582, 583, 584, 585, 586, 587, 588, 589, 590, 591, 592, 593, 594, 595, 596, 597, 598, 599, 600, 601, 602, 603, 604, 605, 606, 607, 608, 609, 610, 611, 612, 613, 614, 615, 616, 617, 618, 619, 620, 621, 622, 623, 624, 625, 626, 627, 628, 629, 630, 631, 632, 633, 634, 635, 636, 637, 638, 639, 640, 641, 642, 643, 644, 645, 646, 647, 648, 649, 650, 651, 652, 653, 654, 655, 656, 657, 658, 659, 660, 661, 662, 663, 664, 665, 666, 667, 668, 669, 670, 671, 672, 673, 674, 675, 676, 677, 678, 679, 680, 681, 682, 683, 684, 685, 686, 687, 688, 689, 690, 691, 692, 693, 694, 695, 696, 697, 698, 699, 700, 701, 702, 703, 704, 705, 706, 707, 708, 709, 710, 711, 712, 713, 714, 715, 716, 717, 718, 719, 720, 721, 722, 723, 724, 725, 726, 727, 728, 729, 730, 731, 732, 733, 734, 735, 736, 737, 738, 739, 740, 741, 742, 743, 744, 745, 746, 747, 748, 749, 750, 751, 752, 753, 754, 755, 756, 757, 758, 759, 760, 761, 762, 763, 764, 765, 766, 767, 768, 769, 770, 771, 772, 773, 774, 775, 776, 777, 778, 779, 780, 781, 782, 783, 784, 785, 786, 787, 788, 789, 790, 791, 792, 793, 794, 795, 796, 797, 798, 799, 800, 801, 802, 803, 804, 805, 806, 807, 808, 809, 810, 811, 812, 813, 814, 815, 816, 817, 818, 819, 820, 821, 822, 823, 824, 825, 826, 827, 828, 829, 830, 831, 832, 833, 834, 835, 836, 837, 838, 839, 840, 841, 842, 843, 844, 845, 846, 847, 848, 849, 850, 851, 852, 853, 854, 855, 856, 857, 858, 859, 860, 861, 862, 863, 864, 865, 866, 867, 868, 869, 870, 871, 872, 873, 874, 875, 876, 877, 878, 879, 880, 881, 882, 883, 884, 885, 886, 887, 888, 889, 890, 891, 892, 893, 894, 895, 896, 897, 898, 899, 900, 901, 902, 903, 904, 905, 906, 907, 908, 909, 910, 911, 912, 913, 914, 915, 916, 917, 918, 919, 920, 921, 922, 923, 924, 925, 926, 927, 928, 929, 930, 931, 932, 933, 934, 935, 936, 937, 938, 939, 940, 941, 942, 943, 944, 945, 946, 947, 948, 949, 950, 951, 952, 953, 954, 955, 956, 957, 958, 959, 960, 961, 962, 963, 964, 965, 966, 967, 968, 969, 970, 971, 972, 973, 974, 975, 976, 977, 978, 979, 980, 981, 982, 983, 984, 985, 986, 987, 988, 989, 990, 991, 992, 993, 994, 995, 996, 997, 998, 999, 1000</div>					
			<div>40-001, 002, 003, 004, 005, 006, 007, 008, 009, 010, 011, 012, 013, 014, 015, 016, 017, 018, 019, 020, 021, 022, 023, 024, 025, 026, 027, 028, 029, 030, 031, 032, 033, 034, 035, 036, 037, 038, 039, 040, 041, 042, 043, 044, 045, 046, 047, 048, 049, 050, 051, 052, 053, 054, 055, 056, 057, 058, 059, 060, 061, 062, 063, 064, 065, 066, 067, 068, 069, 070, 071, 072, 073, 074, 075, 076, 077, 078, 079, 080, 081, 082, 083, 084, 085, 086, 087, 088, 089, 090, 091, 092, 093, 094, 095, 096, 097, 098, 099, 100, 101, 102, 103, 104, 105, 106, 107, 108, 109, 110, 111, 112, 113, 114, 115, 116, 117, 118, 119, 120, 121, 122, 123, 124, 125, 126, 127, 128, 129, 130, 131, 132, 133, 134, 135, 136, 137, 138, 139, 140, 141, 142, 143, 144, 145, 146, 147, 148, 149, 150, 151, 152, 153, 154, 155, 156, 157, 158, 159, 160, 161, 162, 163, 164, 165, 166, 167, 168, 169, 170, 171, 172, 173, 174, 175, 176, 177, 178, 179, 180, 181, 182, 183, 184, 185, 186, 187, 188, 189, 190, 191, 192, 193, 194, 195, 196, 197, 198, 199, 200, 201, 202, 203, 204, 205, 206, 207, 208, 209, 210, 211, 212, 213, 214, 215, 216, 217, 218, 219, 220, 221, 222, 223, 224, 225, 226, 227, 228, 229, 230, 231, 232, 233, 234, 235, 236, 237, 238, 239, 240, 241, 242, 243, 244, 245, 246, 247, 248, 249, 250, 251, 252, 253, 254, 255, 256, 257, 258, 259, 260, 261, 262, 263, 264, 265, 266, 267, 268, 269, 270, 271, 272, 273, 274, 275, 276, 277, 278, 279, 280, 281, 282, 283, 284, 285, 286, 287, 288, 289, 290, 291, 292, 293, 294, 295, 296, 297, 298, 299, 300, 301, 302, 303, 304, 305, 306, 307, 308, 309, 310, 311, 312, 313, 314, 315, 316, 317, 318, 319, 320, 321, 322, 323, 324, 325, 326, 327, 328, 329, 330, 331, 332, 333, 334, 335, 336, 337, 338, 339, 340, 341, 342, 343, 344, 345, 346, 347, 348, 349, 350, 351, 352, 353, 354, 355, 356, 357, 358, 359, 360, 361, 362, 363, 364, 365, 366, 367, 368, 369, 370, 371, 372, 373, 374, 375, 376, 377, 378, 379, 380, 381, 382, 383, 384, 385, 386, 387, 388, 389, 390, 391, 392, 393, 394, 395, 396, 397, 398, 399, 400, 401, 402, 403, 404, 405, 406, 407, 408, 409, 410, 411, 412, 413, 414, 415, 416, 417, 418, 419, 420, 421, 422, 423, 424, 425, 426, 427, 428, 429, 430, 431, 432, 433, 434, 435, 436, 437, 438, 439, 440, 441, 442, 443, 444, 445, 446, 447, 448, 449, 450, 451, 452, 453, 454, 455, 456, 457, 458, 459, 460, 461, 462, 463, 464, 465, 466, 467, 468, 469, 470, 471, 472, 473, 474, 475, 476, 477, 478, 479, 480, 481, 482, 483, 484, 485, 486, 487, 488, 489, 490, 491, 492, 493, 494, 495, 496, 497, 498, 499, 500, 501, 502, 503, 504, 505, 506, 507, 508, 509, 510, 511, 512, 513, 514, 515, 516, 517, 518, 519, 520, 521, 522, 523, 524, 525, 526, 527, 528, 529, 530, 531, 532, 533, 534, 535, 536, 537, 538, 539, 540, 541, 542, 543, 544, 545, 546, 547, 548, 549, 550, 551, 552, 553, 554, 555, 556, 557, 558, 559, 560, 561, 562, 563, 564, 565, 566, 567, 568, 569, 570, 571, 572, 573, 574, 575, 576, 577, 578, 579, 580, 581, 582, 583, 584, 585, 586, 587, 588, 589, 590, 591, 592, 593, 594, 595, 596, 597, 598, 599, 600, 601, 602, 603, 604, 605, 606, 607, 608, 609, 610, 611, 612, 613, 614, 615, 616, 617, 618, 619, 620, 621, 622, 623, 624, 625, 626, 627, 628, 629, 630, 631, 632, 633, 634, 635, 636, 637, 638, 639, 640, 641, 642, 643, 644, 645, 646, 647, 648, 649, 650, 651, 652, 653, 654, 655, 656, 657, 658, 659, 660, 661, 662, 663, 664, 665, 666, 667, 668, 669, 670, 671, 672, 673, 674, 675, 676, 677, 678, 679, 680, 681, 682, 683, 684, 685, 686, 687, 688, 689, 690, 691, 692, 693, 694, 695, 696, 697, 698, 699, 700, 701, 702, 703, 704, 705, 706, 707, 708, 709, 710, 711, 712, 713, 714, 715, 716, 717, 718, 719, 720, 721, 722, 723, 724, 725, 726, 727, 728, 729, 730, 731, 732, 733, 734, 735, 736, 737, 738, 739, 740, 741, 742, 743, 744, 745, 746, 747, 748, 749, 750, 751, 752, 753, 754, 755, 756, 757, 758, 759, 760, 761, 762, 763, 764, 765, 766, 767, 768, 769, 770, 771, 772, 773, 774, 775, 776, 777, 778, 779, 780, 781, 782, 783, 784, 785, 786, 787, 788, 789, 790, 791, 792, 793, 794, 795, 796, 797, 798, 799, 800, 801, 802, 803, 804, 805, 806, 807, 808, 809, 810, 811, 812, 813, 814, 815, 816, 817, 818, 819, 820, 821, 822, 823, 824, 825, 826, 827, 828, 829, 830, 831, 832, 833, 834, 835, 836, 837, 838, 839, 840, 841, 842, 843, 844, 845, 846, 847, 848, 849, 850, 851, 852, 853, 854, 855, 856, 857, 858, 859, 860, 861, 862, 863, 864, 865, 866, 867, 868, 869, 870, 871, 872, 873, 874, 875, 876, 877, 878, 879, 880, 881, 882, 883, 884, 885, 886, 887, 888, 889, 890, 891, 892, 893, 894, 895, 896, 897, 898, 899, 900, 901, 902, 903, 904, 905, 906, 907, 908, 909, 910, 911, 912, 913, 914, 915, 916, 917, 918, 919, 920, 921, 922, 923, 924, 925, 926, 927, 928, 929, 930, 931, 932, 933, 934, 935, 936, 937, 938, 939, 940, 941, 942, 943, 944, 945, 946, 947, 948, 949, 950, 951, 952, 953, 954, 955, 956, 957, 958, 959, 960, 961, 962, 963, 964, 965, 966, 967, 968, 969, 970, 971, 972, 973, 974, 975, 976, 977, 978, 979, 980, 981, 982, 983, 984, 985, 986, 987, 988, 989, 990, 991, 992, 993, 994, 995, 996, 997, 998, 999, 1000</div>					
			<div>40-001, 002, 003, 004, 005, 006, 007, 008, 009, 010, 011, 012, 013, 014, 015, 016, 017, 018, 019, 020, 021, 022, 023, 024, 025, 026, 027, 028, 029, 030, 031, 032, 033, 034, 035, 036, 037, 038, 039, 040, 041, 042, 043, 044, 045, 046, 047, 048, 049, 050, 051, 052, 053, 054, 055, 056, 057, 058, 059, 060, 061, 062, 063, 064, 065, 066, 067, 068, 069, 070, 071, 072, 073, 074, 075, 076, 077, 078, 079, 080, 081, 082, 083, 084, 085, 086, 087, 088, 089, 090, 091, 092, 093, 094, 095, 096, 097, 098, 099, 100, 101, 102, 103, 104, 105, 106, 107, 108, 109, 110, 111, 112, 113, 114, 115, 116, 117, 118, 119, 120, 121, 122, 123, 124, 125, 126, 127, 128, 129, 130, 131, 132, 133, 134, 135, 136, 137, 138, 139, 140, 141, 142, 143, 144, 145, 146, 147, 148, 149, 150, 151, 152, 153, 154, 155, 156, 157, 158, 159, 160, 161, 162, 163, 164, 165, 166, 167, 168, 169, 170, 171, 172, 173, 174, 175, 176, 177, 178, 179, 180, 181, 182, 183, 184, 185, 186, 187, 188, 189, 190, 191, 192, 193, 194, 195, 196, 197, 198, 199, 200, 201, 202, 203, 204, 205, 206, 207, 208, 209, 210, 211, 212, 213, 214, 215, 216, 217, 218, 219, 220, 221, 222, 223, 224, 225, 226, 227, 228, 229, 230, 231, 232, 233, 234, 235, 236, 237, 238, 239, 240, 241, 242, 243, 244, 245, 246, 247, 248, 249, 250, 251, 252, 253, 254, 255, 256, 257, 258, 259, 260, 261, 262, 263, 264, 265, 266, 267, 268, 269, 270, 271, 272, 273, 274, 275, 276, 277, 278, 279, 280, 281, 282, 283, 284, 285, 286, 287, 288, 289, 290, 291, 292, 293, 294, 295, 296, 297, 298, 299, 300, 301, 302, 303, 304, 305, 306, 307, 308, 309, 310, 311, 312, 313, 314, 315, 316, 317, 318, 319, 320, 321, 322, 323, 324, 325, 326, 327, 328, 329, 330, 331, 332, 333, 334, 335, 336, 337, 338, 339, 340, 341, 342, 343, 344, 345, 346, 347, 348, 349, 350, 351, 352, 353, 354, 355, 356, 357, 358, 359, 360, 361, 362, 363, 364, 365, 366, 367, 368, 369, 370, 371, 372, 373, 374, 375, 376, 377, 378, 379, 380, 381, 382, 383, 384, 385, 386, 387, 388, 389, 390, 391, 392, 393, 394, 395, 396, 397, 398, 399, 400, 401, 402, 403, 404, 405, 406, 407, 408, 409, 410, 411, 412, 413</div>					




<p>NOTES:</p> <ul style="list-style-type: none"> 1. ALL DIMENSIONS ARE IN FEET AND INCHES (A=0, B=0, C=0, D=0, E=0, F=0, G=0, H=0, I=0, J=0, K=0, L=0, M=0, N=0, O=0, P=0, Q=0, R=0, S=0, T=0, U=0, V=0, W=0, X=0, Y=0, Z=0). 2. ALL DIMENSIONS ARE IN FEET AND INCHES (A=0, B=0, C=0, D=0, E=0, F=0, G=0, H=0, I=0, J=0, K=0, L=0, M=0, N=0, O=0, P=0, Q=0, R=0, S=0, T=0, U=0, V=0, W=0, X=0, Y=0, Z=0). 3. ALL DIMENSIONS ARE IN FEET AND INCHES (A=0, B=0, C=0, D=0, E=0, F=0, G=0, H=0, I=0, J=0, K=0, L=0, M=0, N=0, O=0, P=0, Q=0, R=0, S=0, T=0, U=0, V=0, W=0, X=0, Y=0, Z=0). 	<p>TITLE</p> <p>PLAN AND PROFILE</p> <p>20+000 TO 21+000</p> <p>DEMBUEN TO BRUNEN</p>	<p>PROJECT</p> <p>CENTRAL PUBLIC WORKS</p> <p>170-PAYMENT</p>	<p>NAME OF WORK</p> <p>DEMBUEN TO BRUNEN</p>	<p>APPROVAL</p> <p>APPROVED</p>	<p>DATE</p> <p>2024-01-01</p>	<p>SCALE</p> <p>1"=100'</p>	<p>SHEET NO.</p> <p>21</p>
	<p>DESIGNER</p> <p>DEMBUEN TO BRUNEN</p>	<p>CHECKER</p> <p>DEMBUEN TO BRUNEN</p>	<p>APPROVER</p> <p>DEMBUEN TO BRUNEN</p>	<p>DATE</p> <p>2024-01-01</p>	<p>SCALE</p> <p>1"=100'</p>	<p>SHEET NO.</p> <p>21</p>	<p>PROJECT</p> <p>CENTRAL PUBLIC WORKS</p>
	<p>DESIGNER</p> <p>DEMBUEN TO BRUNEN</p>	<p>CHECKER</p> <p>DEMBUEN TO BRUNEN</p>	<p>APPROVER</p> <p>DEMBUEN TO BRUNEN</p>	<p>DATE</p> <p>2024-01-01</p>	<p>SCALE</p> <p>1"=100'</p>	<p>SHEET NO.</p> <p>21</p>	<p>PROJECT</p> <p>CENTRAL PUBLIC WORKS</p>











<div>NOTES: 1. ALL DIMENSIONS ARE IN METERS UNLESS OTHERWISE SPECIFIED. 2. ALL DIMENSIONS ARE TO CENTERLINE UNLESS OTHERWISE SPECIFIED. 3. ALL DIMENSIONS ARE TO EXISTING SURFACE UNLESS OTHERWISE SPECIFIED.</div>	<div>TITLE PLAN AND PROFILE 30+000 TO 31+000 DEMBUEN TO BRUNI</div>	<div> HPC Highway Engineering Consultants</div>		<div>TEAM OF WORK MYISAM MYISAM</div>		<div>CONSULTANT'S REPORT FOR PREPARATION OF ROAD DESIGN AND CONSTRUCTION BRUNDA YOUTH DEVELOPMENT PROJECT BRUNDA YOUTH DEVELOPMENT PROJECT BRUNDA YOUTH DEVELOPMENT PROJECT BRUNDA YOUTH DEVELOPMENT PROJECT</div>
		<div>PROJECT NO</div>	<div>SCALE</div>	<div>DATE</div>	<div>SIZE</div>	
		<div>PROJECT NO</div>	<div>SCALE</div>	<div>DATE</div>	<div>SIZE</div>	



DEMBOUEN

BRUN



<p>NOTES:-</p> <p>1. ALL DIMENSIONS ARE IN METERS UNLESS OTHERWISE SPECIFIED.</p> <p>2. THE ROAD PROFILE IS BASED ON THE DATA PROVIDED BY THE CLIENT.</p> <p>3. THE ROAD PROFILE IS BASED ON THE DATA PROVIDED BY THE CLIENT.</p> <p>4. THE ROAD PROFILE IS BASED ON THE DATA PROVIDED BY THE CLIENT.</p> <p>5. THE ROAD PROFILE IS BASED ON THE DATA PROVIDED BY THE CLIENT.</p>	<p>TITLE</p> <p>PLAN AND PROFILE</p> <p>32+000 TO 33+000</p> <p>DEMBOUEN TO BRUN</p>	<p>DATE</p> <p>10/10/2018</p>	<p>REVISION</p> <p>01</p>	<p>SIZE</p> <p>A3</p>	<p>SHEET NO.</p> <p>37</p>

