

National Highways & Infrastructure Development Corporation Limited



**Ministry of Road Transport & Highways,
(Govt. of India)**

Technical SCHEDULES

For

“One Time improvement under Restoration & Repair of Ukhrul Town Road from km 0 to km 9 (Length-9 km) of NH-102A in the State of Manipur on EPC mode.”

Dec, 2025 |

National Highways & Infrastructure Development Corporation Ltd

First Floor, Tower-A, Nauroji Nagar,

New Delhi – 110029



One Time improvement under Restoration & Repair of Ukhrul Town Road from km 0 to km 9(Length-9 km) of NH-102A in the State of Manipur on EPC mode.”



Technical Schedule

Schedule-A



One Time improvement under Restoration & Repair of Ukhrul Town Road from km 0 to km 9 (Length-9 km) of NH-102A in the State of Manipur on EPC mode."

Technical Schedule



SCHEDULE- A

(See Clauses 2.1 and 8.1)

SITE OF THE PROJECT

1. The Site

- (i) Site of the One Lane/Intermediate Lane/Two-Lane Project Highway shall include the land, buildings, structures and road works as described in Annex-I of this **Schedule-A**.
- (ii) The dates of handing over the Right of Way to the Contractor are specified in Annex-II of this Schedule-A.
- (iii) An inventory of the Site including the land, buildings, structures, road works, trees and any other immovable property on, or attached to, the Site shall be prepared jointly by the Authority Representative and the Contractor, and such inventory shall form part of the memorandum referred to in Clause 8.2 (i) of this Agreement.
- (iv) The alignment plans of the Project Highway are specified in Annex-III.
- (v) The status of the environment clearances obtained or awaited is given in Annex IV.



One Time improvement under Restoration & Repair of Ukhrul Town Road from km 0 to km 9 (Length-9 km) of NH-102A in the State of Manipur on EPC mode."



Technical Schedule

Annex-I (Schedule-A) Site for the Project

1. Site

The Site of the One Lane/Intermediate Lane/Two-Lane Project Highway comprises the section of NH- 102A commencing from existing Chainage km 0.000 to km 9.000 i.e., Existing Ukhrul Town Road in the State of Manipur.

2. Land

The Site of the Project Highway comprises the land (total of land already in possession) as described below:

SL No.	Chainage (Km)		Existing Right of Way (m)	Remarks
	From	To		
1	N/A		N/A	

3. Carriageway

The present carriageway of the Project Highway is One Lane/Intermediate Lane/Two-Lane from km 0+000 to km 9+000. The type of the existing pavement is [flexible].

4. Major Bridges

The Site includes the following Major Bridges:

S. No.	Chainage (km)	Type of super structures			No. of Spans with span length (m)	Width (m)
		Foundation	Sub-structure	Superstructure		
1	N/A	N/A	N/A	N/A	N/A	N/A

5. Road over-bridges (ROB)/ Road under-bridges (RUB)

The Site includes the following ROB (road over railway line)/RUB (road under railway line):

S. No.	Chainage (km)	Type of Structure			No. of Spans with span length (m)	Width (m)
		Foundation	Sub- structure	Superstructure		
NIL						

6. Grade separators

The Site includes the following grade separators:

S. No.	Chainage (km)	Type of Structure		No. of Spans with span length (m)	Width (m)
		Foundation	Superstructure		
NIL					

7. Minor bridges



One Time improvement under Restoration & Repair of Ukhrul Town Road from km 0 to km 9 (Length-9 km) of NH-102A in the State of Manipur on EPC mode."

Technical Schedule



The Site includes the following Minor bridges:

Sl. No.	Survey Chainage (Km)	Type of Structure			No. of Spans with span length (m)	Width (m)
		Foundation	Sub-structure	Super-structure		
Not applicable						

8. Railway level crossings

The Site includes the following railway level crossings:

S. No.	Existing Chainage (km)	Name of the crossing	Leads to		Remarks
			On LHS	On RHS	
Not applicable					

9. Underpasses (vehicular, non-vehicular)

The Site includes the following underpasses:

S. No.	Existing Chainage (km)	Type Of Structure	No. of Spans with span length(m)	Width(m)
Not applicable				

10. Culverts

The Site has the following culverts:

Sl. No.	Chainage (km)	Type of Culvert	Span/Opening with Span Length
(i)	B/w Km 0+000 to 1+000	Slab Culvert	-
(ii)	B/w Km B/w Km 0+000 to 1+000	Slab Culvert	-
(iii)	B/w Km B/w Km 1+000 to 2+000	Slab Culvert.	
(iv)	B/w Km 5+000 to 6+000	Slab Culvert	-

11. Bus bay:

The details of bus shelters on the Site are as follows:

Sl. No.	Existing Chainage (km)	Length (m)	Left Hand Side	Right Hand side
(i)	B/w Km 1+000 to 2+000	150 m	N	Y

12. Truck Lay byes



One Time improvement under Restoration & Repair of Ukhul Town Road from km 0 to km 9 (Length-9 km) of NH-102A in the State of Manipur on EPC mode."

Technical Schedule



The details of truck lay byes are as follows:

Sl. No.	Existing Chainage (km)	Length (m)	Left Hand Side	Right Hand side
NIL				

13. Roadside drains

The details of the roadside drains are as follows:

SI No	Chainage (km)		Length (m)	Side	Type
	From	To			
(i)	0+000	0+500	500	RHS	Unlined
(ii)	0+500	1+000	500	RHS	Unlined
(iii)	1+000	2+000	1000	LHS	Unlined
(iv)	2+000	3+000	2000	BHS	Unlined
(v)	3+000	4+000	1000	LHS	Unlined

14. Major Junctions

Details of major junctions are as follow.

Sl. No.	Location		At Grade	Category of crossroad	Remarks
	Ex. Chainage	Name of junction			
(i)	0+000	Dungrei Junction.	-	-	-
(ii)	B/w Km 5.00 to 6.00	Somsai Junction.	-	-	-

(NH: National Highway, SH: State Highway, MDR: Major District Road)

15. Minor Junctions

The details of the minor junctions are as follows:

Sl. No.	Location	Type of intersection	
		T-Junction	Cross Road
(i)	B/w Km 1.00 to 2.00	Traffic Junction.	-
(ii)	B/w Km 2.00 to 3.00	Gandhi Junction	-
(iii)	B/w Km 2.00 to 3.00	Traffic Junction	-

16. Bypasses

The details of the bypasses are as follows:

S. No.	Name of bypass (town)	Existing Chainage (km)	Design Length (km)	Carriageway	
				Width (m)	Type
NIL					

17. Other Structures: NIL



One Time improvement under Restoration & Repair of Ukhrul Town Road from km 0 to km 9 (Length-9 km) of NH-102A in the State of Manipur on EPC mode.”

Technical Schedule



Annex-II

(As per Clause 8.3 (i))

(Schedule-A)

Dates for providing Right of Way.

The dates on which the Authority shall provide Right of Way to the Contractor on different stretches of the Site are stated below:

Sr. No.	From Km to Km	Specifications (km)	Description	Date Details of ROW
1	Km 0+000 to Km 9+000	09.000	One Lane /Intermediate Lane /Two-Lane	100% of ROW shall be handed over on Appointed Date



One Time improvement under Restoration & Repair of Ukhul Town Road from km 0 to km 9 (Length-9 km) of NH-102A in the State of Manipur on EPC mode."

Technical Schedule



Annex - III

(Schedule-A)

Alignment Plans

The existing road is proposed only for restoration and rehabilitation work. Hence, the existing alignment of this road does not require for any modification.



One Time improvement under Restoration & Repair of Ukhul Town Road from km 0 to km 9 (Length-9 km) of NH-102A in the State of Manipur on EPC mode.”

Technical Schedule




Annex - IV

(Schedule-A)

Environment Clearances

The existing road is proposed only for restoration and rehabilitation work on the existing road. Hence, the environmental clearance is not required.

Schedule-B

C	<p>One Time improvement under Restoration & Repair of Ukhrul Town Road from km 0 to km 9(Length-9 km) of NH-102A in the State of Manipur on EPC mode.”</p> <p>Technical Schedule</p>	
---	---	--

SCHEDULE - B

(See Clause 2.1)

Development of the Project Highway

1 Development of the Project Highway


Development of the Project Highway shall include design and construction of the Project Highway as described in this Schedule-Band in Schedule-C.

2 Rehabilitation and augmentation

Rehabilitation and augmentation shall include Two-Lanning and Strengthening of the Project Highway as described in Annex-I of this Schedule-B and in Schedule-C.

3 Specifications and Standards

The Project Highway shall be designed and constructed in conformity with the Specifications and Standards specified in Annex-I of Schedule-D.

C	One Time improvement under Restoration & Repair of Ukhrul Town Road from km 0 to km 9 (Length-9 km) of NH-102A in the State of Manipur on EPC mode."	
	Technical Schedule	

Annex-I

(Schedule-B)

Description of Project Road (Two-Laning)

1. WIDENING OF THE EXISTING HIGHWAY

- (i) There is no requirement of widening of carriageway as the scope of work pertains to restoration and rehabilitation of the existing highway only and the Project shall follow existing alignment. The road stretch is to be rehabilitated and strengthened to sustain traffic at least for 5 years.

(ii) WIDTH OF CARRIAGEWAY

The width of the existing carriageway is 9.5 m / 8.0 m / 7.5 m / 3.75 m and shall be rehabilitated to 14.50 m / 13.00 m / 12.50 m / 5.75 m i.e., Drain to Drain, everywhere.

Provided that in the built-up areas [refer to paragraphs 2.1 (ii) (a) of the Manual and provide necessary details]: the width of the carriageway shall be as specified in the following table:

Sl. No.	Built-up stretch (Township)	Location (km to km)	Width(m)	Typical cross section (Ref.to Manual)
NIL				

2. GEOMETRIC DESIGN AND GENERAL FEATURES

(i) General

Geometric design and general features of the Project Highway shall be in accordance with IRC SP-73-2018.

(ii) Design Speed

The design speed given in IRC SP-73-2018 shall be adopted.


(iii) Improvements of the existing road geometrics

In the following sections, where improvement of the existing road geometrics to the prescribed standards is not possible, the existing road geometrics shall be improved to the extent possible within the given right of way and proper road signs and safety measures shall be provided.

Also, if any, in the existing horizontal and vertical profiles shall be corrected as per the prescribed standards for Mountainous / Hill terrain to the extent land is available.

- (iv) **Right of Way** - Details of the Right of Way are given in Annex II of Schedule A.

- (v) **Deleted.**

C	<p>One Time improvement under Restoration & Repair of Ukhrul Town Road from km 0 to km 9 (Length-9 km) of NH-102A in the State of Manipur on EPC mode."</p> <p>Technical Schedule</p>	
---	---	--

(vi) Lateral and Vertical Clearances at Underpasses/Flyovers

Lateral and vertical clearances at Underpasses/Flyovers and provision of guardrails/crash barriers shall be as per IRC SP-73-2018.

a) Lateral clearance: The size of the opening at the Underpasses shall be as follows:

S. No.	Location (Km)	Span arrangement and Vertical clearance	Remarks
NIL			

b) Vertical clearance: Vertical Clearance at Underpasses shall not be less than 4.0 m (urban area).

(vii) Laterals and Vertical Clearance at Overpasses

a) Lateral and Vertical clearances at over passes shall be as per IRC SP-73-2018.

b) Lateral clearance: The size of the opening at the overpasses shall be as follows:

Sl. No.	Location (Chainage) (from km to km)	Span/ opening (m)	Remarks
NIL			

c) Vertical clearance: The vertical clearance at the underpass shall be as follows.

S. No.	Location (Km)	Span arrangement and Vertical clearance	Remarks
NIL			

(viii) Service roads /Slip Road


Service roads shall be constructed at the locations and for the lengths indicated below:

Details of Service Road/Slip Road

Sl. No.	Location of service road (from km to km)	Right hand side (RHS)/Lefthand side (LHS)/or Both sides	Length (km) of service road
NIL			

Note:

- The above length of slip/service road is excluding the tapering length/merging length of acceleration/deceleration lane. The entry and exit of slip road should be constructed as per IRC SP-73-2018.
- Length of service road and slip road given in above table excludes length

C	<p>One Time improvement under Restoration & Repair of Ukhrul Town Road from km 0 to km 9 (Length-9 km) of NH-102A in the State of Manipur on EPC mode."</p> <p>Technical Schedule</p>	
---	---	--

across the Project Highway for proper connectivity of crossroad on either side of Project Highway as given in the alignment plan enclosed at **Annex-III, Schedule-A** which shall be deemed to be included in the scope of work.

- (iii) The length of slip/service road shown in above table is minimum and may increase as per actual site conditions and No Change of Scope shall be admissible on this account.
- (iv) Width and locations of service road/slip road shown above are minimum and may vary as per site condition/as per design. Change in locations of slip/service road, if required, shall be deemed to be part of project.

(ix) Grade Separated Structures

- a) Grade separated structures shall be provided as per IRC SP-73-2018. The requisite particulars are given below:

Sl. No	Location of Structure	Length (m)	Number and length of clear Spans (m)	Approach gradient	Remarks if Any
Nil					

- b) In the case of grade separated structures, the type of structure and the level of the Project Highway and the crossroads shall be as follows:


Sl. No.	Location	Type of structure Length (m)	Cross road at			Remarks, if any
			Existing Level	Raised Level	Lowered Level	
Nil						

X. Cattle and pedestrian underpass /overpass

Cattle and pedestrian underpass/ overpass shall be constructed as follows:

Sl. No.	Location	Type of crossing
Nil		

XI. Deleted

C	One Time improvement under Restoration & Repair of Ukhrul Town Road from km 0 to km 9 (Length-9 km) of NH-102A in the State of Manipur on EPC mode."	
	Technical Schedule	

XII. Work Description. The under mentioned work is to be executed as per MoRTH guidelines and standard Engineering practice.

(a) Embankment

Sl. No.	Existing Chainage (KM)	Particulars of Items	Length	Breadth (avg.)	Height (m)
			(m)	(m)	
N/A	N/A	N/A	N/A	N/A	N/A

(b) Subgrade


Sl. No.	Existing Chainage (km)		L (m)	B (m)	H (m)
	From	To			
N/A	N/A	N/A	N/A	N/A	N/A

(c) Granular Sub-base (GSB)

Sl. No.	Existing Chainage		Dimension		
	From	To	L (m)	B (m) (Including BHS)	H/D(m)
1	0+000	1+000	1000	0.50	0.100
2	1+000	2+000	1000	0.50	0.100
3	2+000	3+000	1000	0.50	0.100
4	3+000	4+000	1000	2.00	0.100
5	4+000	5+000	1000	2.50	0.100
6	5+000	6+000	1000	2.00	0.100
7	6+000	7+000	1000	2.00	0.100
8	7+000	8+000	1000	2.00	0.100
			350	3.75	0.100
9	8+000	9+000	1000	2.00	0.100

(d) Wet mix macadam (WMM)

Sl. No.	Existing Chainage		Dimension		
	From	To	L (m)	B (m)	H/D(m)
1	0+000	1+000	1000	0.50	0.075
2	1+000	2+000	1000	0.50	0.075
3	2+000	3+000	1000	0.50	0.075
4	3+000	4+000	1000	2.00	0.075
5	4+000	5+000	1000	2.50	0.075

C	One Time improvement under Restoration & Repair of Ukhrul Town Road from km 0 to km 9 (Length-9 km) of NH-102A in the State of Manipur on EPC mode."	
	Technical Schedule	

6	5+000	6+000	1000	2.00	0.075
7	6+000	7+000	1000	2.00	0.075
8	7+000	8+000	1000	2.00	0.075
			350	3.75	0.075
9	8+000	9+000	1000	2.00	0.075
Total					

(e) Dense Bituminous Macadam


Sl. No.	Existing Chainage		Dimension		
	From	To	L (m)	B (m)	H/D(m)
1	0+000	1+000	1000	10.00	0.05
2	1+000	2+000	1000	10.00	0.05
3	2+000	3+000	1000	10.00	0.05
4	3+000	4+000	1000	10.00	0.05
5	4+000	5+000	1000	10.00	0.05
6	5+000	6+000	1000	5.75	0.05
7	6+000	7+000	1000	5.75	0.05
8	7+000	8+000	1000	5.75	0.05
9	8+000	9+000	1000	5.75	0.05
Total			9000		

(f) Bituminous Concrete

Sl. No.	Existing Chainage		Dimension		
	From	To	L (m)	B (m)	H/D(m)
1	0+000	1+000	1000	10.00	0.03
2	1+000	2+000	1000	10.00	0.03
3	2+000	3+000	1000	10.00	0.03
4	3+000	4+000	1000	10.00	0.03
5	4+000	5+000	1000	10.00	0.03
6	5+000	6+000	1000	5.75	0.03
7	6+000	7+000	1000	5.75	0.03
8	7+000	8+000	1000	5.75	0.03
9	8+000	9+000	1000	5.75	0.03
Total			9000		

g) Rumble Strip (made with BC of thickness of 150 mm.)

SI No.	Particulars.	No's	L	W	H/D
--------	--------------	------	---	---	-----

C	<p>One Time improvement under Restoration & Repair of Ukhrul Town Road from km 0 to km 9 (Length-9 km) of NH-102A in the State of Manipur on EPC mode."</p> <p>Technical Schedule</p>	
---	---	--

(i)	Providing Rumble Strip with BC at 08 locations (with 03 no's parallel at one locations) where either children's schools are located and there is frequent demand of providing Rumble strip in order to avoid accidents. Raised Profile Edge line, Rumble strip shall be made with BC of thickness of 150 mm.	24.00	10.0	0.20	0.15
-----	--	-------	------	------	------

(g) (i) Earthen Shoulder


SI. No.	Existing Chainage		Dimension		
	From	To	L (m)	B (m)	H/D(m)
N/A	N/A	N/A	N/A	N/A	N/A

(h) (i) RCC Pipe Culverts (NP 4 heavy duty non pressure pipe 1200 mm dia.)

SI. No.	Existing Chainage	Size	Length (m)	No's	Remarks
	From	Diameter(m)			
1	Between Km 3+000 to Km 4+000, One at Km 3+100	1.2 m	13.00	10 no's of 2.5 m	Double row 05 no's for each row.
2	Between Km 6+000 to 7+000, another one at 6+300	1.2 m	5.75	6 no's of 2.5 m	Double row 03 no's for each row.

(ii) 80 mm Thick Factory-Made C.C. Interlocking Paver Block of M-35 Grade".

SI. No.	Existing Chainage		Dimension	
	From	To	L (m)	W(m)
1	0+000	1+000	1000	4.50
2	1+000	2+000	1000	4.50
3	2+000	3+000	1000	4.50
4	3+000	4+000	1000	3.00
5	4+000	5+000	1000	2.50
	Total		5000	

C	One Time improvement under Restoration & Repair of Ukhrul Town Road from km 0 to km 9 (Length-9 km) of NH-102A in the State of Manipur on EPC mode."	
	Technical Schedule	

(ii) Gabion Wall: N/A.

(j) Road Excavation: N/A.

Note: - The above quantities are minimum and additional length if required to be provided as per site condition as per recommendation of Authorities Engineer. The locations details are indicative and to be decided with Discussion and approval of Authorities Engineer prior execution.

3. INTERSECTIONS AND GRADE SEPARATORS

All intersections and grade separators shall be as per IRC SP 73-2018. Existing intersections which are deficient shall be improved to the prescribed standards.

All intersections as per the site requirement shall be designed and constructed in accordance with the manual. List of intersections is given in below table. Draft layout of major junctions is given in indicative Plan & Profile drawings.

(i) At-grade intersections

(a) Major Junction


Sl. No.	Location		Type of intersection	Type of Road (SH/MDR/ODR/ VR)	Remarks
	Design Chainage	Existing Chainage			
NIL					

(b) Minor Junction:

Sl. No.	Location		Type of intersection	Type of Road (SH/MDR/ODR/ VR)	Remarks
	Design Chainage	Existing Chainage			
NIL					

***Note:** It is clarified that if any other junction is identified during development of the project highway in addition to those mentioned above shall also be improved with proper drainage facilities as per standards. It shall be covered within the scope of work. The Number, location & type of junction shown in above table are minimum and it may increase as per actual site condition and increase in number will not attract change of Scope on this account.*

(ii) Grade separated intersection with/without ramps.

C	One Time improvement under Restoration & Repair of Ukhrul Town Road from km 0 to km 9 (Length-9 km) of NH-102A in the State of Manipur on EPC mode."	
	Technical Schedule	

Sl. No.	Location	Salient features	Minimum length of viaduct to be provided	Road to be carried over/under the structures
NIL				

4. ROAD EMBANKMENT AND CUT SECTION

- (i) Widening and improvement of the existing road embankment/cuttings and construction of new road embankment/ cuttings shall conform to the Specifications and Standards given in IRC SP: 73- 2018 and MoRTH manual. Deficiencies in the plan and profile of the existing road shall be corrected.

(ii) Raising of the existing road

[Refer to provision of the relevant Manual and specify sections to be raised]

The existing road shall be raised in the following sections:

Sl. No.	Section (From km to km)	Length (km)	Extent of raising [Top of finished road level]
Nil			

5. PAVEMENT DESIGN

- (i) Pavement design shall be carried out in accordance with IRC SP 73-2018 and IRC 37-2018.

(ii) Type of pavement

Type of pavement to be provided is Flexible pavement as specified.

(iii) Design requirements

NIL

(iv) Reconstruction of stretches


The following stretches of the existing road shall be restored and rehabilitated.

Sl. No.	Existing Chainage		L (m)
	From	To	
N/A	N/A	N/A	N/A

6. ROADSIDE DRAINAGE

- (i) **Unlined/Lined Drain:** The drained shall be cleared of all debris and rehabilitated to proper shape and slope.

Sl. No.	From (Km)	TO (Km)	Length (m)
(i)	0+000	1+000	1000

C	One Time improvement under Restoration & Repair of Ukhrul Town Road from km 0 to km 9 (Length-9 km) of NH-102A in the State of Manipur on EPC mode."	
	Technical Schedule	

(ii)	1+000	2+000	1000
(iii)	2+000	3+000	2000(Both Side)
(iv)	3+000	4+000	1000
	Total		5000

(ii) Construction of Unlined surface drain: -

Sl. No.	From (Km)	TO (Km)	Length (m)
(i)	4+000	5+000	1000
(ii)	5+000	6+000	1000
(iii)	6+000	7+000	1000
(iv)	7+000	8+000	1000
(v)	8+000	9+000	1000
	Total		5000

(iii) (a) Construction of Lined Surface Darin.

Sl. No.	From (Km) (Between)	TO (Km)	Length (m)	Width(m)	H/D(m)
(i)	1+500	2+000	500	1	1
(ii)	2+100	2+800	700	1	1
	Total		1200		


Note: The above locations are minimum. Additional locations if any required as per site condition shall be provided as per manual. It shall not be treated as change in scope of work.

7. A. Land Slide Clearance:

Sl. No.	From (Km) (Between)	TO (Km)	Length (m)	Width(m)	H/D(m)
(i)	Km 5+000	Km 6+000	375	5	1.5
(ii)	Km 6+000	Km 7+000	400	5	1.5
(iii)	Km 7+000	Km 8+000	300	5	1.5
(iv)	Km 8+000	Km 9+000	350	5	1.5
	Total		1,425		

B. Clearing grass and removal of rubbish up to a distance of 50 meters outside the periphery of area cleared (By manual means)

Sl. No.	From (Km)	TO (Km)	Length (m)	W(m)	H/D(m)
(i)	Km 5+000	Km 6+000	1000	2	2
(ii)	Km 6+000	Km 7+000	1000	2	2
(iii)	Km 7+000	Km 8+000	1000	2	2
(iv)	Km 8+000	Km 9+000	1000	2	2
	Total		4000		

C	One Time improvement under Restoration & Repair of Ukhrul Town Road from km 0 to km 9 (Length-9 km) of NH-102A in the State of Manipur on EPC mode."	
	Technical Schedule	

Note: The above locations are minimum. Additional locations if any required as per site condition shall be provided as per manual. It shall not be treated as change in scope of work.

8. DESIGN OF STRUCTURES

(i) General

Deleted.

(ii) Culverts

Deleted.

(iii) Bridges

Deleted.

(iv) Rail-road bridges

Deleted.

(v) Grade separated structures.

Deleted.

(vi) Repairs and strengthening of bridges and structures.

Deleted.

(vii) List of Major Bridges and Structures

The following is the list of the Major Bridges and Structures:


Sl. No.	Location
	NIL

8. TRAFFIC CONTROL DEVICES AND ROAD SAFETY WORKS


Road safety works shall be ensured in accordance with provisions of relevant Manual.

A.

SI No.	Traffic Signage, Road Marking and other appurtenances.	Unit.	Quantity.
(i)	Delineators (80- 100 cm high above ground level, painted black and white in 15 cm wide stripes, fitted with 80 x 100 mm rectangular or 75 mm dia circular reflectorized panels at the top, buried or pressed into the ground and conforming to IRC-79 and the drawings.)	No's	500.00
(ii)	Overhead Signs (Providing and erecting overhead signs with a corrosion resistant 2mm thick	MT	

C	<p>One Time improvement under Restoration & Repair of Ukhrul Town Road from km 0 to km 9 (Length-9 km) of NH-102A in the State of Manipur on EPC mode.”</p> <p>Technical Schedule</p>	
---	---	--

	aluminum alloy sheet reflectorized with high intensity retro-reflective sheeting of encapsulated lensed type with vertical and lateral clearance given in clause 802.2 and 802.3 and installed as per clause 802.7 over a designed support system of aluminum alloy or galvanized steel trestles and trusses of sections and type as per structural design requirements and approved plans & as per IRC : 67) (A)Truss and Vertical Support	(02no's, one at starting Km & another one at ending Km)	5.00
(iii)	Retro-reflectorized Traffic signs (Providing and fixing of retro-reflectorized cautionary, mandatory and informatory sign as per IRC :67 made of Class B Type-IV retro reflective sheeting fixed over 2mm thick aluminum sheeting vide clause 801.3,3mm/4mm thick aluminum composite material sheet depending on the size of the sign fixed over back support frame of min25 x 25 x 3mm. Angle mounted on a mild steel circular pipe 65NB , 3.2 mm thickness firmly fixed to the ground by means of properly designed foundation with M25 grade cement concrete 45 cm x 45 cm x 60 cm, 60 cm below ground level as per approved drawing. The sign shall be maintained as per section 12 of IRC 67. (i) 90 mm * 75 mm rectangular	No's	11.00
(iv)	Retro-reflectorized Traffic signs (Providing and fixing of retro-reflectorized cautionary, mandatory and informatory sign as per IRC :67 made of Class B Type-IV retro reflective sheeting fixed over 2mm thick aluminum sheeting vide clause 801.3,3mm/4mm thick aluminum composite material sheet depending on the size of the sign fixed over back support frame of min25 x 25 x 3mm. Angle mounted on a mild steel circular pipe 65NB, 3.2 mm thickness firmly fixed to the ground by means of properly designed foundation with M25 grade cement concrete 45 cm x 45 cm x 60 cm, 60 cm below ground level as per approved drawing. The sign shall be maintained as per section 12 of IRC 67. (i) 75 cm equilateral triangle	No's	28.00
(v)	Road Markers/Road Stud with Lensed Reflector (Providing and fixing of road stud 100x 100 mm, die cast in aluminum, resistant to corrosive effect of salt and grit, fitted with lensed reflectors, installed in concrete or asphaltic surface by drilling hole 30 mm up to a depth of 60 mm and bedded in a suitable bituminous grout or epoxy mortar, all as per BS 873 part 4:1973)	No's	4500.00

C	<p>One Time improvement under Restoration & Repair of Ukhrul Town Road from km 0 to km 9 (Length-9 km) of NH-102A in the State of Manipur on EPC mode.”</p> <p>Technical Schedule</p>	
---	---	--

(vi)	<p>Road Marking with Hot Applied Thermoplastic Compound with Reflectorizing Glass Beads on Bituminous Surface (Providing and laying of hot applied thermoplastic compound 3.00 mm thick including reflectorizing glass beads @ 250 gems per sqm area, thickness of 3.00 mm is exclusive of surface applied good glass beads as per IRC:35. The finished surface to be level, uniform and free from streaks and holes.)</p>	Sqm.	2100.00
------	---	------	---------

9. ROADSIDE FURNITURE

Deleted.

10. COMPULSORY AFFORESTATION

[Refer to provision of relevant Manual and specify the number of trees which are required to be planted by the concerned department as compensatory afforestation.]

11. HAZARDOUS LOCATIONS

Roadside safety barriers shall be provided at all locations of hazards such as high embankment, roadside obstacles, sharp curves, Flyover and bridge approaches, overpasses, ROB and any other locations identified in consultation with Authority Engineer during the execution of the project highway.

12. Special Requirement for Hill Roads

[Refer to the provision of relevant manual and provide details where relevant and required.]

13. Change of Scope


The number, length and height/width of Structures and bridges specified hereinabove shall be treated as an approximate assessment. The actual numbers, lengths and sizes as required on the basis of detailed investigations shall be determined by the Contractor in accordance with the Specifications and Standards. Any variations in the lengths specified in this Schedule- B shall not constitute a Change of Scope, save and except any variations in the length arising out of a Change of Scope expressly undertaken in accordance with the provisions of Article 13.

14. RAINWATER HARVESTING

Deleted

15. Utility Shifting

Deleted.

C	<p>One Time improvement under Restoration & Repair of Ukhrul Town Road from km 0 to km 9(Length-9 km) of NH-102A in the State of Manipur on EPC mode.”</p> <p>Technical Schedule</p>	
---	--	--

NOTE: Only the relevant clauses of Schedule-B in respect of subject work is to be considered.

Schedule-C

SCHEDULE - C

(See Clause 2.1)

PROJECT FACILITIES

1 Project Facilities

This schedule indicates the minimum spatial and functional requirements of the facilities to be provided on the Project Highway Package No NHIDCL/RO-Imphal/Ukltwn/0.00-9.00/2024-25 starting from chainage km 0.00 to km 9.00 with an aim to cater to the envisaged demand till the end of the maintenance period.

The Contractor shall construct the Project Facilities in accordance with the provisions of this Agreement. Such Project Facilities shall include:

NIL.

2 Description of Project Facilities

Each of the Project Facilities is described below:

a) Toll Plaza: -

Sl. No.	Design Chainage (km)	Name of the Place
Nil		

b) Roadside furniture: -

Sl. No.	Description	Location	Design Standard
1	Traffic sign & pavement marking	Entire Length (As per Schedule B)	As per Manual
2	Km Stone, 5th kilometre stone		As per Manual
3	Boundary Stone		As per Manual
4	Roadside Delineator, marker & Road Stud		As per Manual
5	Metal beam crash barrier		As per Manual

c) Pedestrian Facility: - Pedestrian facilities in the form of foot path shall be provided in the built-up area. Pedestrian facilities shall be provided at the locations of urban sections in order to ensure safety of pedestrians while crossing in consultation with NHIDCL.

d) Truck Lay bye: -

Sl. No.	Truck lay bye Chainage (Both Side)	Name of the Place
Nil		

e) Bus Bay & Passenger shelter: -

Sl. No.	Project Facility	Location (km)	Design Requirements	Other Essential Details
Nil				

f) Rest Areas

Sl. No.	Rest Area Chainage	Name of the Place
Nil		

g) Others to be specified

Street Lighting:

Note: Provide adequate details of each Project Facility to ensure their design and completion in accordance with the project-specific requirements and the provisions of the Manual.

Schedule-D



One Time improvement under Restoration & Repair of Ukhrul Town Road from km 0 to km 9 (Length-9 km) of NH-102A in the State of Manipur on EPC mode."

Technical Schedule



SCHEDULE- D

(See Clause 2.1)

SPECIFICATIONS AND STANDARDS

1 Construction

The Contractor shall comply with the Specifications and Standards set forth in Annex-I of this Schedule-D for construction of the Project Highway.

2 Design Standards

The Project Highway including Project Facilities shall conform to design requirements set out in the following documents:

Manual of Specifications and Standards for Two Laning of Highways (IRC: SP: 73: 2015 or latest) referred to herein as a Manual.

IRC-37-2018 or latest: Guidelines for the design of flexible pavement.

Code for Practice of Road Signage- Latest IRC 67

Hill Road Manual IRC SP 48:1998 or latest should be referred.

The NGT ordered dated 01.11.2018 should be followed for disposal of muck.



One Time improvement under Restoration & Repair of Ukhrul Town Road from km 0 to km 9 (Length-9 km) of NH-102A in the State of Manipur on EPC mode."

Technical Schedule



Annex-I

(Schedule-D)

Specifications and Standards for Construction

1 Specifications and Standards

All Materials, works and construction operations shall conform to the manual of Specifications and Standards for Two Laning of Highways (IRC: SP: 73: 2015 or latest), referred to as the manual, and MORTH Specifications for Road and Bridge Works. Where the specification for a work is not given, Good Industry Practice shall be adopted to the satisfaction of the Authority's Engineer.

2 Deviations from the Specifications and Standards

- (i) The terms "Contractor", "Independent Engineer" and "Concession Agreement" used in the manual shall be deemed to be substituted by the terms "Contractor", "Authority's Engineer" and "Agreement" respectively.

Schedule-E

Schedule – E

(See Clause 2.1 and 14.2)

MAINTENANCE REQUIREMENTS

1 Maintenance Requirements

- i. The Contractor shall, at all-time maintain the Project Highway in accordance with the provisions of this Agreement, Applicable Laws and Applicable Permits.
- ii. The Contractor shall repair or rectify any Defect or deficiency set forth in Paragraph 2 of this Schedule-E within the time limit specified therein and any failure in this behalf shall constitute non-fulfillment of the Maintenance obligations by the Contractor. Upon occurrence of any breach hereunder, the Authority shall be entitled to effect reduction in monthly lump sum payment as set forth in Clause 14.6 of this Agreement, without prejudice to the rights of the Authority under this Agreement, including Termination thereof.
- iii. All Materials, works and construction operations shall conform to the “SPECIFICATIONS FOR ROAD AND BRIDGE WORKS (FIFTH REVISION, April 2013)”, including latest corrections slips, issued by the Ministry of Surface Transport & Highways, Government of India and published by the Indian Roads Congress.

Where the specifications for a work are not given, Good Industry Practice shall be adopted to the satisfaction of the Authority’s Engineer.

2 Repair/rectification of Defects and deficiencies

The obligations of the Contractor in respect of Maintenance Requirements shall include repair and rectification of the Defects and deficiencies specified in Annex-I of this Schedule-E within the time limit set forth therein.

3 Other Defects and deficiencies

In respect of any Defect or deficiency not specified in Annex-I of this Schedule-E, the Authority’s Engineer may, in conformity with Good Industry Practice, specify the permissible limit of deviation or deterioration with reference to the Specifications and Standards, and any deviation or deterioration beyond the permissible limit shall be repaired or rectified by the Contractor within the time limit specified by the Authority’s Engineer.

4 Extension of time limit

Notwithstanding anything to the contrary specified in this Schedule-E, if the nature and extent of any Defect or deficiency justifies more time for its repair or rectification than the time specified herein, the Contractor shall be entitled to additional time in conformity with Good Industry Practice. Such additional time shall be determined by the Authority’s Engineer and conveyed to the Contractor and the Authority with reasons thereof;

5 Emergency repairs/restoration

Notwithstanding anything to the contrary contained in this Schedule-E, if any Defect, deficiency or deterioration in the Project Highway poses a hazard to safety or risk of damage to property, the Contractor shall promptly take all reasonable measures for eliminating or minimizing such danger.

6 Daily inspection by the Contractor

The Contractor shall, through its engineer, undertake a daily visual inspection of the Project Highway and maintain a record thereof in a register to be kept in such form and manner as the Authority's Engineer may specify. Such record shall be kept in safe custody of the Contractor and shall be open to inspection by the Authority and the Authority's Engineer at any time during office hours.

7 Pre-monsoon inspection / Post- monsoon inspection

The Contractor shall carry out a detailed pre-monsoon inspection of all bridges, culverts and drainage system before [1st June] every year in accordance with the guidelines contained in IRC: SP:35. Report of this inspection together with details of proposed maintenance works as required on the basis of this inspection shall be sent to the Authority's Engineer before the [10th June] every year. The Contractor shall complete the required repairs before the onset of the monsoon and send to the Authority's Engineer a compliance report. Post monsoon inspection shall be done by the [30th September] and the inspection report together with details of any damages observed and proposed action to remedy the same shall be sent to the Authority's Engineer.

8 Repairs on account of natural calamities

All damages occurring to the Project Highway on account of torrential rains, floods, earthquake or other natural disasters shall be undertaken by the Contractor at its own cost and/or out of the proceeds of insurance.

Annex -I
(Schedule-E)

Annex –I Repair/rectification of Defects and deficiencies

The Contractor shall repair and rectify the Defects and deficiencies specified in this Annex-I of Schedule-E within the time limit set forth in the table below.

Table -1: Maintenance Criteria for Pavements:

Asset Type	Performance Parameter	Level of Service (LOS)		Frequency of Inspection	Tools/ Equipment	Standards and References for Inspection and Data Analysis	Time limit for Rectification/Repair	Maintenance Specifications
		Desirable	Acceptable					
Flexible Pavement (Pavement of MCW, Service Road, approaches of Grade structure, approaches of connecting roads, slip roads, lay byes etc. as applicable)	Potholes	Nil	< 0.1 % of area and subject to limit of 10 mm in depth	Daily	Length Measurement Unit like Scale, Tape, odometer etc.	IRC 82: 2015 and Distress Identification Manual for Long Term Pavement Performance Program, FHWA 2003 (http://www.tfhrc.com/pavement/ltp/reports/03031/)	24-48 hours	MORT&H Specification 3004.2
	Cracking	Nil	< 5 % subject to limit of 0.5 sqm for any 50 m length	Daily			7-15 days	MORT&H Specification 3004.3
	Rutting	Nil	< 5 mm	Daily	Straight Edge		15 -30 days	MORT&H Specification 3004.2
	Corrugations and Shoving	Nil	< 0.1 % of area	Daily	Length Measurement Unit like Scale, Tape, odometer etc.		2-7 days	IRC:82-2015
	Bleeding	Nil	< 1 % of area	Daily			3-7 days	MORT&H Specification 3004.4
	Ravelling/ Stripping	Nil	< 1 % of area	Daily			7-15 days	IRC:82-2015 read with IRC SP 81
	Edge Deformation/ Breaking	Nil	< 1 m for any 100 m section and width < 0.1 m at any location,	Daily			7- 15 days	IRC:82-2015

Asset Type	Performance Parameter	Level of Service (LOS)		Frequency of Inspection	Tools/ Equipment	Standards and References for Inspection and Data Analysis	Time limit for Rectification/Repair	Maintenance Specifications
		Desirable	Acceptable					
			restricted to 30 cm from the edge					
	Roughness BI	2000 mm/km	2400 mm/km	Bi-Annually	Class I Profilometer SCRIM (Sideway-force Coefficient Routine Investigation Machine or equivalent)	Class I Profilometer : ASTM E950 (98) :2004 – Standard Test Method for measuring Longitudinal Profile of Travelled Surfaces with Accelerometer Established Inertial Profiling Reference ASTM E1656 -94: 2000-Standard Guide for Classification of Automatic Pavement Condition Survey Equipment	180 days	IRC:82-2015
	Skid Number	60SN	50SN	Bi-Annually			180 days	BS: 7941-1: 2006
	Pavement Condition Index	3	2.1	Bi-Annually			180 days	IRC:82-2015
	Other Pavement Distresses			Bi-Annually			2-7 days	IRC:82-2015
	Deflection/ Remaining Life			Annually	Falling Weight Deflectometer	IRC 115: 2014	180 days	IRC:115-2014
Rigid Pavement (Pavement of MCW, Service Road, Grade structure,	Roughness BI	2200mm /km	2400mm/km	Bi-Annually	Class I Profilometer	ASTM E950 (98) :2004 and ASTM E1656 -94: 2000	180 days	IRC:SP:83-2008
	Skid	Skid Resistance no. at different speed of vehicles		Bi-Annually	SCRIM (Sideway-force Coefficient Routine	IRC:SP:83-2008	180 days	IRC:SP:83-2008
		Minimum SN	Traffic Speed (Km/h)					

Asset Type	Performance Parameter	Level of Service (LOS)		Frequency of Inspection	Tools/ Equipment	Standards and References for Inspection and Data Analysis	Time limit for Rectification/Repair	Maintenance Specifications
		Desirable	Acceptable					
approaches of connecting roads, slip roads, lay byes etc. as applicable)		36	50		Investigation Machine or equivalent)			
		33	65					
		32	80					
		31	95					
		31	110					
Embankment/ Slope	Edge drop at shoulders	Nil	40mm	Daily	Length Measurement Unit like Scale, Tape, odometer etc.	IRC	7-15 days	MORT&H Specification 408.4
	Slope of camber/cross fall	Nil	<2% variation in prescribed slope of camber /cross fall	Daily			7-15 days	MORT&H Specification 408.4
	Embankment Slopes	Nil	<15 % variation in prescribe side slope	Daily			7-15 days	MORT&H Specification 408.4
	Embankment Protection	Nil	Nil	Daily	NA		7-15 days	MORT&H Specification
	Rain Cuts/ Gullies in slope	Nil	Nil	Daily Specially During Rainy Season	NA		7-15 days	MORT&H Specification

In addition to the above performance criterion, the contractor shall strictly maintain the rigid pavements as per requirements in the following table

Table -2:Maintenance Criteria for Rigid Pavements:

Sr. No.	Type of Distress	Measured Parameter	Degree of Severity	Assessment Rating	Repair Action	
					For the case $d < D/2$	For the case $d > D/2$
CRACKING						
1	Single Discrete Cracks Not intersecting with any joint	w = width of crack L = length of crack d = depth of crack D = depth of slab	0	Nil, not discernible	No Action	Not applicable
			1	w < 0.2 mm. hair cracks		
			2	w = 0.2 - 0.5 mm, discernible from slow-moving car	Seal without delay	Seal, and stitch if L > 1m. Within 7days
			3	w = 0.5 - 1.5 mm, discernible from fast-moving car		
			4	w = 1.5 - 3.0 mm	Seal, and stitch if L > 1 m. Within 7 days	Staple or Dowel Bar Retrofit, FDR for affected portion. Within 15days
			5	w > 3 mm.		
2	Single Transverse (or Diagonal) Crack intersecting with one or more joints	w = width of crack L = length of crack d = depth of crack D = depth of slab	0	Nil, not discernible	No Action	
			1	w < 0.2 mm, hair cracks	Route and seal with epoxy. Within 7 days	Staple or Dowel Bar Retrofit. Within 15days
			2	w = 0.2 - 0.5 mm, discernible from slow vehicle		
			3	w = 0.5 - 3.0 mm, discernible from fast vehicle	Route, seal and stitch, if L > 1 m. Within 7 days	
			4	w = 3.0 - 6.0 mm	Dowel Bar Retrofit. Within 15 days	Full Depth Repair Dismantle and reconstruct affected. Portion with norms and specifications - See Para 5.5 & 9.2 Within 15days
			5	w > 6 mm, usually associated with spalling, and/or slab rocking under traffic	Not Applicable, as it may be full depth	
3	Single Longitudinal Crack intersecting with one or more joints	w = width of crack L = length of crack	0	Nil, not discernible	No Action	
			1	w < 0.5 mm, discernable from slow moving vehicle	Seal with epoxy, if L > 1 m. Within 7 days	Staple or dowel bar retrofit. Within 15days

Sr. No.	Type of Distress	Measured Parameter	Degree of Severity	Assessment Rating	Repair Action	
					For the case $d < D/2$	For the case $d > D/2$
		d = depth of crack D = depth of slab	2	w = 0.5 - 3.0 mm, discernible from fast vehicle	Route seal and stitch, if L > 1 m. Within 15 days	-
			3	w = 3.0 - 6.0 mm	Staple, if L > 1 m. Within 15 days	Partial Depth Repair with stapling. Within 15 days
			4	w = 6.0 - 12.0 mm, usually associated with spalling	Not Applicable, as it may be full depth	
			5	w > 12 mm, usually associated with spalling, and/or slab rocking under traffic		Full Depth Repair Dismantle and reconstruct affected portion as per norms and specifications - See Para 5.6.4 Within 15 days
4	Multiple Cracks intersecting with one or more joints	w = width of crack	0	Nil, not discernible	No Action	-
			1	w < 0.2 mm, hair cracks	Seal, and stitch if L > 1 m. Within 15 days	
			2	w = 0.2 - 0.5 mm. discernible from slow vehicle		
			3	w = 0.5 - 3.0 mm, discernible from fast vehicle	Full depth repair within 15 days	Dismantle, Reinstall sub-base, Reconstruct whole slab as per specifications within 30 days
			4	w = 3.0 - 6.0 mm panel broken into 2 or 3 pieces		
			5	w > 6 mm and/or panel broken into more than 4 pieces		
5	Corner Break	w = width of crack L = length of crack	0	Nil, not discernible	No Action	-
			1	w < 0.5 mm; only 1 corner broken	Seal with low viscosity epoxy to secure broken parts Within 7 days	Seal with epoxy seal with epoxy Within 7days
			2	w < 1.5 mm; L < 0.6 m, only one corner broken		
			3	w < 1.5 mm; L < 0.6 m, two corners	Partial Depth (Refer	Full depth repair

Sr. No.	Type of Distress	Measured Parameter	Degree of Severity	Assessment Rating	Repair Action	
					For the case $d < D/2$	For the case $d > D/2$
				broken	Figure 8.3 of IRC:SP: 83-2008) Within 15 days	Reinstate sub-base, and reconstruct the slab as per norms and specifications within 30days
			4	$w > 1.5$ mm; $L > 0.6$ m or three corners broken		
			5	three or four corners broken		
6	Punchout (Applicable to Continuous Reinforced Concrete Pavement (CRCP) only)	w = width of crack L = length (m/m2)	0	Nil, not discernible	Not Applicable, as it may be full depth	No Action
			1	$w < 0.5$ mm; $L < 3$ m/m ²		Seal with low viscosity epoxy to secure broken parts. Within 15days Full depth repair - Cut out and replace damaged area taking care not to damage reinforcement. Within 30days
			2	either $w > 0.5$ mm or $L < 3$ m/m ²		
			3	$w > 1.5$ mm and $L < 3$ m/m ²		
			4	$w > 3$ mm, $L < 3$ m/m ² and deformation		
			5	$w > 3$ mm, $L > 3$ m/m ² and deformation		
Surface Defects						
7	Ravelling or Honeycomb type surface	r = area damaged surface/total surface of slab (%) h = maximum depth of damage	0	Nil, not discernible	Short Term No action.	Not Applicable
			1	$r < 2$ %	Local repair of areas damaged and liable to be damaged. Within 15 days Bonded Inlay, 2 or 3 slabs if affecting. Within 30 days Reconstruct slabs, 4 or	
			2	$r = 2 - 10$ %		
			3	$r = 10-25\%$		
			4	$r = 25 - 50$ %		
			5	$r > 50\%$ and $h > 25$ mm		

Sr. No.	Type of Distress	Measured Parameter	Degree of Severity	Assessment Rating	Repair Action	
					For the case $d < D/2$	For the case $d > D/2$
					more slabs if affecting. Within 30 days	
8	Scaling	r = damaged surface/total surface of slab (%) h = maximum depth of damage	0	Nil, not discernible	Short Term No action.	Long Term
			1	$r < 2 \%$	Local repair of areas damaged and liable to be damaged. Within 7days	Not Applicable
			2	$r = 2 - 10 \%$		
			3	$r = 10 - 20\%$		
			4	$r = 20 - 30 \%$		
			5	$r > 30 \%$ and $h > 25 \text{ mm}$		
					Bonded Inlay within 15 days	
					Reconstruct slab within 30 days	
9	Polished Surface/Glazing	t = texture depth, sand patch test	0		No action.	Not Applicable
			1	$t > 1 \text{ mm}$		
			2 '	$t = 1 - 0.6 \text{ mm}$		
			3	$t = 0.6 - 0.3 \text{ mm}$	Monitor rate of deterioration	
			4	$t = 0.3 - 0.1 \text{ mm}$		
			5	$t < 0.1 \text{ mm}$		
10	Popout (Small Hole), Pothole Refer Para 8.4	n = number/m ² d = diameter h = maximum depth	0	$d < 50 \text{ mm}$; $h < 25 \text{ mm}$; $n < 1 \text{ per } 5 \text{ m}^2$	No action.	Not Applicable
			1	$d = 50 - 100 \text{ mm}$; $h < 50 \text{ mm}$; $n < 1 \text{ per } 5 \text{ m}^2$	Partial depth repair 65 mm deep. Within 15 days	
			2	$d = 50 - 100 \text{ mm}$; $h > 50 \text{ mm}$; $n < 1 \text{ per } 5 \text{ m}^2$		

Sr. No.	Type of Distress	Measured Parameter	Degree of Severity	Assessment Rating	Repair Action	
					For the case $d < D/2$	For the case $d > D/2$
			3	$d = 100 - 300 \text{ mm}; h < 100 \text{ mm}$ $n < 1 \text{ per } 5 \text{ m}^2$	Partial depth repair 110mm	
			4	$d = 100 - 300 \text{ mm}; h > 100 \text{ mm}; n < 1 \text{ per } 5 \text{ m}^2$	i.e.10 mm more than the depth of the hole. Within 30 days	
5	$d > 300 \text{ mm}; h > 100 \text{ mm}; n > 1 \text{ per } 5 \text{ m}^2$	Full depth repair. Within 30 days				
Joint Defects						
11	Joint Seal Defects	loss or damage $L = \text{Length as \% total joint length}$	0	Difficult to discern.	Short Term No action.	Long Term Not Applicable
			1	Discernible, $L < 25\%$ but of little immediate consequence with regard to ingress of water or trapping incompressible material.	Clean joint, inspect later.	
			3	Notable. $L > 25\%$ insufficient protection against ingress of water and trapping incompressible material.	Clean and reapply sealant in selected locations. Within 7 days	
			5	Severe; $w > 3 \text{ mm}$ negligible protection against ingress of water and trapping incompressible material.	Clean, widen and reseal the joint. Within 7 days	
12	Spalling of Joints	$w = \text{width on either side of the joint}$ $L = \text{length of spalled portion (as \% joint length)}$	0	Nil, not discernible	No action.	Not Applicable
			1	$w < 10 \text{ mm}$	Apply low viscosity epoxy resin/ mortar in cracked portion. Within 7 days	
			2	$w = 10 - 20 \text{ mm}, L < 25\%$	Partial Depth Repair. Within 15 days	
			3	$w = 20 - 40 \text{ mm}, L > 25\%$	30 - 50 mm deep, $h = w$	
			4	$w = 40 - 80 \text{ mm}, L > 25\%$		

Sr. No.	Type of Distress	Measured Parameter	Degree of Severity	Assessment Rating	Repair Action	
					For the case $d < D/2$	For the case $d > D/2$
					+ 20% of w, within 30 days	
			5	w > 80 mm, and L > 25%	50 - 100 mm deep repair. H = w + 20% of w. Within 30 days	
13	Faulting (or Stepping) in Cracks or Joints	f = difference of level	0	not discernible, < 1 mm	No action.	No action.
			1	f < 3 mm		
			2	f = 3 - 6 mm	Determine cause and observe, take action for diamond grinding	Replace the slab as appropriate. Within 30days
			3	f = 6 - 12 mm	Diamond Grinding	
			4	f= 12 - 18 mm	Raise sunken slab.	Replace the slab as appropriate. Within 30days
			5	f> 18 mm	Strengthen subgrade and sub-base by grouting and raising sunken slab	
14	Blowup or Buckling	h = vertical displacement from normal profile	0	Nil, not discernible	Short Term	Long Term
					No Action	
			1	h < 6 mm		
			2	h = 6 - 12 mm	Install Signs to Warn Traffic within 7 days	
			3	h = 12 - 25 mm		
			4	h > 25 mm	Full Depth Repair. Within 30 days	
5	shattered slabs, ie 4 or more pieces	Replace broken slabs. Within 30 days				
15	Depression	h = negative	0	Not discernible, h < 5 mm	No action.	Not Applicable

Sr. No.	Type of Distress	Measured Parameter	Degree of Severity	Assessment Rating	Repair Action	
					For the case $d < D/2$	For the case $d > D/2$
		vertical displacement from normal profile L =length	1	h = 5 - 15 mm		
			2	h = 15-30 mm, Nos <20% joints	Install Signs to Warn Traffic within 7 days	
			3	h = 30 - 50 mm		
			4	h > 50 mm or > 20% joints		
			5	h > 100 mm	Strengthen sub-grade. Reinstate pavement at normal level if L < 20 m. Within 30 days	
16	Heave	h = positive vertical displacement from normal profile. L = length	0	Not discernible. h < 5 mm	Short Term	Long Term
					No action.	scrabble
			1	h = 5 - 15 mm	Follow up.	
			2	h = 15 - 30 mm, Nos <20% joints	Install Signs to Warn Traffic within 7 days	
			3	h = 30 - 50 mm		
			4	h > 50 mm or > 20% joints		
5	h > 100 mm					
17	Bump	h = vertical displacement from normal profile	0	h < 4 mm	No action	
			1	h = 4 - 7 mm	Grind, in case of new construction within 7 days	Construction Limit for New Construction.
			3	h = 7 - 15 mm	Grind, in case of ongoing Maintenance within 15 days	Replace in case of new construction. Within 30days
			5	h > 15 mm	Full Depth Repair. Within 30 days	Full Depth Repair. Within 30days
18	Lane to Shoulder	f = difference of	0	Nil, not discernible	Short Term	Long Term

Sr. No.	Type of Distress	Measured Parameter	Degree of Severity	Assessment Rating	Repair Action	
					For the case $d < D/2$	For the case $d > D/2$
	Dropoff	level		< 3mm	No action.	
			1	f = 3 - 10 mm	Spot repair of shoulder within 7 days	
			2	f = 10 - 25 mm		
			3	f = 25 - 50 mm		
			4	f = 50 - 75 mm		
			5	f > 75 mm	Fill up shoulder within 7 days	For any 100 m stretch Reconstruct shoulder, if affecting 25% or more of stretch. Within 30days
Drainage						
19	Pumping	quantity of fines and water expelled through open joints and cracks Nos	0	not discernible	No Action	
			1 to 2	slight/ occasional Nos < 10%	Repair cracks and joints Without delay.	Inspect and repair sub-drainage at distressed sections and upstream.
			3 to 4	appreciable/ Frequent 10 - 25%	Lift or jack slab within 30 days.	
		Nos/100 m stretch	5	abundant, crack development > 25%	Repair distressed pavement sections. Strengthen subgrade and subbase. Replace slab. Within 30 days	
20	Ponding	Ponding on slabs due to blockage of drains	0-2	No discernible problem	No action.	
			3 to 4	Blockages observed in drains, but water flowing	Clean drains etc within 7 days, Follow up	Action required to stop water damaging foundation within 30 days.
			5	Ponding, accumulation of water observed	-do-	

Table -3:Maintenance Criteria for Safety Related Items and Other Furniture Items:

Asset Type	Performance Parameter	Level of Service (LOS)			Frequency of Measurement	Testing Method	Recommended Remedial measures	Time limit for Rectification	Specifications and Standards
Highway	Availability of Safe Sight Distance	As per IRC SP: 73-2018, a minimum of safe stopping sight distance shall be available throughout.			Monthly	Manual Measurements with Odometer along with video/ image backup	Removal of obstruction within 24 hours, in case of sight line affected by temporary objects such as trees, temporary encroachments. In case of permanent structure or design deficiency: Removal of obstruction/improvement of deficiency at the earliest Speed Restriction boards and suitable traffic calming measures such as transverse bar marking, blinkers, etc. shall be applied during the period of rectification.		IRC:SP 73-2018
		Design Speed, kmph	Desirable Minimum Sight Distance (m)	Safe Stopping Sight Distance (m)					
		100	360	180					
		80	260	130					
Pavement Marking	Wear	<70% of marking remaining			Bi-Annually	Visual Assessment as per Annexure-F of IRC:35-2015	Re - painting	Cat-1 Defect – within 24 hours Cat-2 Defect - within 2 months	IRC:35-2015
	Day time Visibility	During expected life Service Time Cement Road - 130mcd/m²/lux Bituminous Road - 100mcd/m²/lux			Monthly	As per Annexure-D of IRC:35-2015	Re - painting	Cat-1 Defect – within 24 hours Cat-2 Defect – within 2 months	IRC:35-2015
	Night Time	Initial and Minimum Performance			Bi-Annually	As per	Re - painting	Cat-1 Defect –	IRC:35-2015

Asset Type	Performance Parameter	Level of Service (LOS)			Frequency of Measurement	Testing Method	Recommended Remedial measures	Time limit for Rectification	Specifications and Standards
	Visibility	<u>for Dry Retro reflectivity during night time:</u>				Annexure-E of IRC:35-2015		within 24 hours Cat-2 Defect – within 2 months	
		Design Speed	(RL) Retro Reflectivity (mcd/m ² /lux)						
			Initial (7 days)	Minimum Threshold level (TL) & warranty period required up to 2 years					
		Up to 65	200	80					
		65 - 100	250	120					
		Above 100	350	150					
		<u>Initial and Minimum Performance for Night Visibility under wet condition (Retro reflectivity):</u> Initial 7 days Retro reflectivity: 100 mcd/m ² /lux Minimum Threshold Level: 50 mcd/m ² /lux							
		Skid Resistance	Initial and Minimum performance for Skid Resistance: Initial (7days): 55BPN Min. Threshold: 44BPN *Note: shall be considered under urban/city traffic condition encompassing the locations like						

Asset Type	Performance Parameter	Level of Service (LOS)	Frequency of Measurement	Testing Method	Recommended Remedial measures	Time limit for Rectification	Specifications and Standards
		pedestrian crossings, bus bay, bus stop, cycle track intersection delineation, transverse bar markings etc					
Road Signs	Shape and Position	Shape and Position as per IRC:67-2012. Signboard should be clearly visible for the design speed of the section.	Daily	Visual with video/image backup	Improvement of shape, in case if shape is damaged. Relocation as per requirement	48 hours in case of Mandatory Signs, Cautionary and Informatory Signs (Single and Dual post signs) 15 Days in case of Gantry/Cantilever Sign boards	IRC:67-2012
	Retro reflectivity	As per specifications in IRC:67-2012	Bi-Annually	Testing of each signboard using Retro Reflectivity Measuring Device. In accordance with ASTM D 4956-09.	Change of signboard	48 hours in case of Mandatory Signs, Cautionary and Informatory Signs (Single and Dual post signs) 1 Month in case of Gantry/Cantilever	IRC:67-2012

Asset Type	Performance Parameter	Level of Service (LOS)	Frequency of Measurement	Testing Method	Recommended Remedial measures	Time limit for Rectification	Specifications and Standards
						er Sign boards	
Kerb	Kerb Height	As per IRC 86:1983 depending upon type of Kerb	Bi-Annually	Use of distance measuring tape	Raising Kerb Height	Within 1 Month	RC 86:1983
	Kerb Painting	<u>Functionality</u> : Functioning of Kerb painting as intended	Daily	Visual with video/image backup	Kerb Repainting	Within 7-days	RC 35:2015
Other Road Furniture	Reflective Pavement Markers (Road Studs)	Numbers and Functionality as per specifications in IRC:SP:73-2018 and IRC:35-2015, unless specified in Schedule-B.	Daily	Counting	New Installation	Within 2 months	IRC:SP:73-2018, IRC:35-2015
	Pedestrian Guardrail	<u>Functionality</u> : Functioning of guardrail as intended	Daily	Visual with video/image backup	Rectification	Within 15 days	IRC:SP:73-2018
	Traffic Safety Barriers	<u>Functionality</u> : Functioning of Safety Barriers as intended	Daily	Visual with video/image backup	Rectification	Within 7 days	IRC:SP:73-2018, IRC:119-2015
	End Treatment of Traffic Safety Barriers	<u>Functionality</u> : Functioning of End Treatment as intended	Daily	Visual with video/image backup	Rectification	Within 7 days	IRC:SP:73-2018, IRC:119-2015
	Attenuators	<u>Functionality</u> : Functioning of Attenuators as intended	Daily	Visual with video/image backup	Rectification	Within 7 days	IRC:SP-2014, IRC:119-2015
	Guard Posts and Delineators	<u>Functionality</u> : Functioning of Guard Posts and Delineators as intended	Daily	Visual with video/image backup	Rectification	Within 15 days	IRC: 79 - 1981
	Overhead	Overhead sign structure shall be	Daily	Visual with	Rectification	Within 15 days	IRC:67-2012

Asset Type	Performance Parameter	Level of Service (LOS)	Frequency of Measurement	Testing Method	Recommended Remedial measures	Time limit for Rectification	Specifications and Standards
	Sign Structure	structurally adequate		video/image backup			
	Traffic Blinkers	<u>Functionality:</u> Functioning of Traffic Blinkers as intended	Daily	Visual with video/image backup	Rectification	Within 7 days	IRC:SP:73-2018
Highway Lighting System	Highway Lights	Illumination: Minimum 40 Lux illumination on the road surface	Daily	The illumination level shall be measured with luxmeter	Improvement in Lighting System	24 hours	IRC:SP:73-2018
		No major failure in the lighting system	Daily	-	Rectification of failure	24 hours	IRC:SP:73-2018
		No minor failure in the lighting system	Monthly	-	Rectification of failure	8 hours	IRC:SP:73-2018
	Toll Plaza Canopy Lights	Minimum 40 Lux illumination on the road surface	Daily	The illumination level shall be measured with luxmeter	Improvement in Lighting System	24 hours	IRC:SP:73-2018
		No major/minor failure in the lighting system	Daily	-	Rectification of failure	8 hours	IRC:SP:73-2018

Asset Type	Performance Parameter	Level of Service (LOS)	Frequency of Measurement	Testing Method	Recommended Remedial measures	Time limit for Rectification	Specifications and Standards
Trees and Plantation including median plantation	Obstruction in a minimum head-room of 5.5 m above carriageway or obstruction in visibility of road signs	No obstruction due to trees	Monthly	Visual with video/image backup	Removal of trees	Immediate	IRC:SP:73-2018
	Deterioration in health of trees and bushes	Health of plantation shall be as per requirement of specifications & instructions issued by Authority from time to time	Daily	Visual with video/image backup	Timely watering and treatment. Or Replacement of Trees and Bushes.	Within 90 days	IRC:SP:73-2018
	Vegetation affecting sight line and road structures	Sight line shall be free from obstruction by vegetation	Daily	Visual with video/image backup	Removal of Trees	Immediate	IRC:SP 73-2018
Rest Areas	Cleaning of toilets	-	Daily	-	-	Every 4 hours	
	Defects in electrical, water and sanitary installations	-	Daily	-	Rectification	24 hours	
Other Project	Damage or deterioration in Approach Roads, pedestrian facilities, truck lay-bys, bus-bays, bus-		Daily	-	Rectification	15 days	IRC:SP 73-2018

Asset Type	Performance Parameter	Level of Service (LOS)	Frequency of Measurement	Testing Method	Recommended Remedial measures	Time limit for Rectification	Specifications and Standards
Facilities and Approach roads	shelters, cattle crossings, Traffic Aid Posts, Medical Aid Posts and other works						

Table 4: Maintenance Criteria for Structures and Culverts:

Pipe/box / slab culverts	Free waterway/ unobstructed flow section	85% of culvert normal flow area to available.	2 times in a year (before and after rainy season)	Inspection by Bridge Engineer as per IRC SP: 35-1990 and recording of depth of silting and area of vegetation.	Cleaning silt up soils and debris in culvert barrel after rainy season, removal of bushes and vegetation, U/s of barrel, under barrel and D/s of barrel before rainy season.	15 days before onset of monsoon and within 30 days after end of rainy season.	IRC 5-2015, IRC SP:40-1993 and IRC SP:13-2004
	Leak-proof expansion joints if any	No leakage through expansion joints	Bi-Annually	Physical inspection of expansion joints as per IRC SP: 35-1990 if any, for leakage strains on walls at joints.	Fixing with sealant suitably	30 days or before onset of rains whichever comes earlier	IRC SP:40-1993 and IRC SP:69-2011
	Structurally sound	Spalling of concrete not more than 0.25 sqm	Bi-Annually	Detailed inspection of	Repairs to spalling,	15 days	IRC SP 40-1993 and

Asset Type	Performance Parameter	Level of Service (LOS)	Frequency of Measurement	Testing Method	Recommended Remedial measures	Time limit for Rectification	Specifications and Standards
		Delamination of concrete not more than 0.25 sq.m.		all components of culvert as per IRC SP:35-1990 and recording the defects	cracking, delamination, rusting shall be followed as per IRC: SP: 40-1993.		MORTH Specification s clause 2800
		Cracks wider than 0.3 mm not more than 1m aggregate length					
	Protection works in good condition	Damaged of rough stone apron or bank revetment not more than 3 sqm, damage to solid apron (concrete apron) not more than 1 sqm	2 times in a year (before and after rainy season)	Condition survey as per IRC SP:35-1990	Repairs to damaged aprons and pitching	30 days after defect observation or 2 weeks before onset of rainy season whichever is earlier.	IRC: SP 40-1993 and IRC:SP:13-2004.
Bridges including ROB's Flyover etc. as applicable	Riding quality or user comfort	No pothole in wearing coat on bridge deck	Daily	Visual inspection as per IRC SP:35-1990	Repairs to BC or wearing coat	15 days	MORTH Specification 2811
Bridge - Super Structure	Bumps	No bump at expansion joint	Daily	Visual inspection as per IRC SP:35-1990	Repairs to BC on either side of expansion joints, profile correction course on approach slab	15 days	MORTH Specification 3004.2 & 2811.

Asset Type	Performance Parameter	Level of Service (LOS)	Frequency of Measurement	Testing Method	Recommended Remedial measures	Time limit for Rectification	Specifications and Standards
					in case of settlement to approach embankment		
	User safety (condition of crash barrier and guard rail)	No damaged or missing stretch of crash barrier or pedestrian hand railing	Daily	Visual inspection and detailed condition survey as per IRC SP: 35-1990.	Repairs and replacement of safety barriers as the case may be	3days	IRC: 5-1998, IRC SP: 73-2018 and IRC SP: 40-1993.
	Rusted reinforcement	Not more than 0.25 sqm	Bi-Annually	Detailed condition survey as per IRC SP: 35-1990 using Mobile Bridge Inspection Unit	All the corroded reinforcement shall need to be thoroughly cleaned from rusting and applied with anti-corrosive coating before carrying out the repairs to affected concrete portion with epoxy mortar / concrete.	15 days	IRC SP: 40-1993 and MORTH Specification 1600.
	Spalling of concrete	Not more than 0.50 sqm					
	Delamination	Not more than 0.50 sq.m					
	Cracks wider than 0.30 mm	Not more than 1m total length	Bi-Annually	Detailed condition survey as per IRC SP: 35-	Grouting with epoxy mortar, investigating causes for cracks	48 Hours	IRC SP: 40-1993 and MORTH Specification

Asset Type	Performance Parameter	Level of Service (LOS)	Frequency of Measurement	Testing Method	Recommended Remedial measures	Time limit for Rectification	Specifications and Standards
				1990 using Mobile Bridge Inspection Unit	development and carry out necessary rehabilitation.		2800.
	Rainwater seepage through deck slab	Leakage - nil	Quarterly	Detailed condition survey as per IRC SP: 35-1990 using Mobile Bridge Inspection Unit	Grouting of deck slab at leakage areas, waterproofing, repairs to drainage spouts	1 months	MORTH specifications 2600 & 2700.
	Deflection due to permanent loads and live loads	Within design limits.	Once in every 10 years for spans more than 40 m	Load test method	Carry out major rehabilitation works on bridge to retain original design loads capacity	6 months	IRC SP: 51-1999.
	Vibrations in bridge deck due to moving trucks	Frequency of vibrations shall not be more than 5 Hz	Once in every 5 years for spans more than 30m and every 10 years for spans between 15 to 30 m	Laser displacement sensors or laser vibro-meters	Strengthening of super structure	4 months	AASHTO LRFD specifications

Asset Type	Performance Parameter	Level of Service (LOS)	Frequency of Measurement	Testing Method	Recommended Remedial measures	Time limit for Rectification	Specifications and Standards
	Leakage in Expansion joints	No damage to elastomeric sealant compound in strip seal expansion joint, no leakage of rain water through expansion joint in case of buried and asphalt plug and copper strip joint.	Bi-Annually	Detailed condition survey as per IRC SP:35-1990 using Mobile Bridge Inspection Unit	Replace of seal in expansion joint	15 days	MORTH specifications 2600 and IRC SP: 40-1993.
	Debris and dust in strip seal expansion joint	No dust or debris in expansion joint gap.	Monthly	Detailed condition survey as per IRC SP:35-1990 using Mobile Bridge Inspection Unit	Cleaning of expansion joint gaps thoroughly	3 days	MORTH specifications 2600 and IRC SP: 40-1993.
	Drainage spouts	No down take pipe missing/broken below soffit of the deck slab. No silt, debris, clogging of drainage spout collection chamber.	Monthly	Detailed condition survey as per IRC SP: 35-1990 using Mobile Bridge Inspection Unit	Cleaning of drainage spouts thoroughly. Replacement of missing/broken down take pipes with a minimum pipe extension of 500mm below soffit of slab. Providing sealant around	3 days	MORTH specification 2700.

Asset Type	Performance Parameter	Level of Service (LOS)	Frequency of Measurement	Testing Method	Recommended Remedial measures	Time limit for Rectification	Specifications and Standards
					the drainage spout if any leakages observed.		
Bridge-substructure	Cracks/spalling of concrete/rusted steel	No cracks, spalling of concrete and rusted steel	Bi-Annually	Detailed condition survey as per IRC SP: 35-1990 using Mobile Bridge Inspection Unit	All the corroded reinforcement shall need to be thoroughly cleaned from rusting and applied with anti-corrosive coating before carrying out repairs to substructure by grouting/guniting and micro concreting depending on type of defect noticed	30 days	IRC SP: 40-1993 and MORTH specification 2800.
	Bearings	Delamination of bearing reinforcement not more than 5%, cracking or tearing of rubber not more than 2 locations per side, no rupture of reinforcement or rubber	Bi-Annually	Detailed condition survey as per IRC SP: 35-1990 using Mobile	In case of failure of even one bearing on any pier/abutment, all the bearings	3 months	MORTH specification 2810 and IRC SP: 40-199.

Asset Type	Performance Parameter	Level of Service (LOS)	Frequency of Measurement	Testing Method	Recommended Remedial measures	Time limit for Rectification	Specifications and Standards
				Bridge Inspection Unit	on that pier/abutment shall be replaced, in order to get uniform load transfer on to bearings.		
Bridge Foundations	Scouring around foundations	Scouring shall not be lower than maximum scour level for the bridge	Bi-Annually	Condition survey and visual inspection as per IRC SP:35-1990 using Mobile Bridge Inspection Unit. In case of doubt, use Underwater camera for inspection of deep wells in major Rivers.	Suitable protection works around pier/abutment	1 month	IRC SP: 40-1993, IRC 83-2014, MORTH specification 2500
	Protection works in good condition	Damaged of rough stone apron or bank revetment not more than 3 sq.m, damage to solid apron (concrete apron) not more than 1	2 times in a year (before and after	Condition survey as per IRC SP:35-1990	Repairs to damaged aprons and pitching.	30 days after defect observation or 2 weeks before	IRC: SP 40-1993 and IRC:SP:13-2004.

Asset Type	Performance Parameter	Level of Service (LOS)	Frequency of Measurement	Testing Method	Recommended Remedial measures	Time limit for Rectification	Specifications and Standards
		sq.m	rainy season)			onset of rainy season whichever is earlier.	

Note: Any Structure during the entire contract period which is found that does not complies with all requirements of this Table will be prepared, rehabilitated or even reconstructed under the scope of the contractor.



One Time improvement under Restoration & Repair of Ukhrul Town Road from km 0 to km 9 (Length-9 km) of NH-102A in the State of Manipur on EPC mode."

Technical Schedule



Table 5: Maintenance Criteria for Hill Roads

In addition to above, for hill roads the following provisions for maintenance is also to done.

Hill Roads		
(i)	Damage to Retaining wall/ Breast wall	7 (Seven) days
(ii)	Landslides requiring clearance	12 (Twelve) hours
(iii)	Snow requiring clearance	24 (Twenty Four) hours

Note: For all tables 1 to 5 above, latest BIS & IRC standards (even those not indicated herewith) along with MoRTH specifications shall be binding for all maintenance activities.



One Time improvement under Restoration & Repair of Ukhrul Town Road from km 0 to km 9 (Length-9 km) of NH-102A in the State of Manipur on EPC mode."

Technical Schedule



A. Flexible Pavement

Nature of Defect or deficiency		Time limit for repair/ rectification
(b) Granular earth shoulders, side slopes, drains and culverts		
(i)	Variation by more than 1 % in the prescribed slope of camber/cross fall (shall not be less than the camber on the main carriageway)	7 (seven) days
(ii)	Edge drop at shoulders exceeding 40 mm	7 (seven) days
(iii)	Variation by more than 15% in the prescribed side (embankment) slopes	30 (thirty) days
(iv)	Rain cuts/gullies in slope	7 (seven) days
(v)	Damage to or silting of culverts and side drains	7 (seven) days
(vi)	Desilting of drains in urban/semi- urban areas	24 (twenty four) hours
(vii)	Railing, parapets, crash barriers	7 (seven) days (Restore immediately if causing safety hazard)
(c) Road side furniture including road sign and pavement marking		
(i)	Damage to shape or position, poor visibility or loss of retro- reflectivity	48 (forty eight) hours
(ii)	Painting of km stone, railing, parapets, crash barriers	As and when required/ Once every year
(iii)	Damaged/missing signs road requiring replacement	7 (seven) days
(iv)	Damage to road mark ups	7 (seven) days
(d) Road lighting		
(i)	Any major failure of the system	24 (twenty four) hours
(ii)	Faults and minor failures	8 (eight) hours
(e) Trees and plantation		
(i)	Obstruction in a minimum head- room of 5 m above carriageway or obstruction in visibility of road signs	24 (twenty four) hours
(ii)	Removal of fallen trees from carriageway	4 (four) hours
(iii)	Deterioration in health of trees and bushes	Timely watering and treatment
(iv)	Trees and bushes requiring replacement	30 (thirty) days
(v)	Removal of vegetation affecting sight line and road structures	15 (fifteen) days
(f) Rest area		
(i)	Cleaning of toilets	Every 4 (four) hours
(ii)	Defects in electrical, water and sanitary installations	24 (twenty four) hours



One Time improvement under Restoration & Repair of Ukhrul Town Road from km 0 to km 9 (Length-9 km) of NH-102A in the State of Manipur on EPC mode."

Technical Schedule



Nature of Defect or deficiency		Time limit for repair/ rectification
(g)	[Toll Plaza]	
(h)	Other Project Facilities and Approach roads	
(i)	Damage in approach roads, pedestrian facilities, truck lay- byes, bus-bays, bus-shelters, cattle crossings, [Traffic Aid Posts, Medical Aid Posts] and service roads	15 (fifteen) days
(ii)	Damaged vehicles or debris on the road	4 (four) hours
(iii)	Malfunctioning of the mobile crane	4 (four) hours
Bridges		
(a)	Superstructure	
(i)	Any damage, cracks, spalling/ scaling Temporary measures	within 48 (forty eight) hours
	Permanent measures	within 15 (fifteen) days or as specified by the Authority's Engineer
(b)	Foundations	
(i)	Scouring and/or cavitation	15 (fifteen) days
(c)	Piers, abutments, return walls and wing walls	
(i)	Cracks and damages including settlement and tilting, spalling, scaling	30 (thirty) days
(d)	Bearings (metallic) of bridges	
(i)	Deformation, damages, tilting or shifting of bearings	15 (fifteen) days Greasing of metallic bearings once in a year
(e)	Joints	
(i)	Malfunctioning of joints	15 (fifteen) days
(f)	Other items	
(i)	Deforming of pads in elastomeric bearings	7 (seven) days
(ii)	Gathering of dirt in bearings and joints; or clogging of spouts, weep holes and vent-holes	3 (three) days
(iii)	Damage or deterioration in kerbs, parapets, handrails and crash barriers	3 (three) days (immediately within 24 hours if posing danger to safety)
(iv)	Rain-cuts or erosion of banks of the side slopes of approaches	7 (seven) days
(v)	Damage to wearing coat	15 (fifteen) days
(vi)	Damage or deterioration in approach slabs, pitching, apron, toes, floor or guide bunds	30 (thirty) days
(vii)	Growth of vegetation affecting the structure or obstructing the waterway	15 (fifteen) days
(g)	Hill Roads	
(i)	Damage to retaining wall/breast wall	7 (seven) days



One Time improvement under Restoration & Repair of Ukhrul Town Road from km 0 to km 9 (Length-9 km) of NH-102A in the State of Manipur on EPC mode."

Technical Schedule



Nature of Defect or deficiency		Time limit for repair/ rectification
(ii)	Landslides requiring clearance	12 (twelve) hours
(iii)	Snow requiring clearance	24 (twenty four) hours

[Note: Where necessary, the Authority may modify the time limit for repair/rectification, or add to the nature of Defect or deficiency before issuing the bidding document, with the approval of the competent authority.]

Schedule-F



One Time improvement under Restoration & Repair of Ukhrul Town Road from km 0.00 to km 09.00 (Length-9.00 km) of NH-102A in the State of Manipur on EPC mode."

Technical Schedule



Schedule-F

(See Clause 4.1 (vii)(a))

APPLICABLE PERMITS

1 Applicable Permits

- (i) The Contractor shall obtain, as required under the Applicable Laws, the following Applicable Permits:
- (a) Permission of the State Government for extraction of boulders from quarry;
 - (b) Permission of Village Panchayat and Pollution Control Board for installation of crushers;
 - (c) License for use of explosives;
 - (d) Permission of the State Government for drawing water from river/reservoir;
 - (e) License from inspector of factories or other competent Authority for setting up batching plant;
 - (f) Clearance of Pollution Control Board for setting up batching plant;
 - (g) Clearance of Village Panchayats and Pollution Control Board for setting up asphalt plant;
 - (h) Permission of Village Panchayats and State Government for borrow earth; and
 - (i) Any other permits, clearances or approvals required under Applicable Laws.
- (ii) Applicable permits, as required, relating to environmental protection and conservation shall have been produced by the Authority in accordance with the provisions of this Agreement

Schedule-G



One Time improvement under Restoration & Repair of Ukhrul Town Road from km 0 to km 9 (Length-9 km) of NH-102A in the State of Manipur on EPC mode."

Technical Schedule



Schedule-G

(See Clauses 7.1 and 19.2)

Annex-I : Form of Bank Guarantee

(See Clause 7.1)

[Performance Security /Additional Performance Security]

To
National Highways & Infrastructure Development Corporation Ltd
Regional Office, Imphal
Manipur

WHEREAS _____ [name and address of Contractor] (hereafter called the "Contractor") has undertaken, in pursuance of Letter of Acceptance (LOA) No. Dated _ for construction of [name of the Project] (hereinafter called the "Contract")

AND WHEREAS the Contract requires the Contractor to furnish an {Performance Security/ Additional Performance Security} for due and faithful performance of its obligations, under and in accordance with the Contract, during the {Construction Period/ Defects Liability Period and Maintenance Period} in a sum of Rs. cr. (Rupees crore) (the "**Guarantee Amount**"¹).

AND WHEREAS we, through our branch at
(the "**Bank**") have agreed to furnish this Bank Guarantee (hereinafter called the "**Guarantee**") by way of Performance Security.

NOW, THEREFORE, the Bank hereby, unconditionally and irrevocably, guarantees and affirms as follows:

1. The Bank hereby unconditionally and irrevocably guarantees the due and faithful performance of the Contractor's obligations during the {Construction Period/ Defects Liability Period and Maintenance Period} under and in accordance with the Contract, and agrees and undertakes to pay to the Authority, upon its mere first written demand, and without any demur, reservation, recourse, contest or protest, and without any reference to the Contractor, such sum or sums up to an aggregate sum of the Guarantee Amount as the Authority shall claim, without the Authority being required to prove or to show grounds or reasons for its demand and/or for the sum specified therein.

¹ Guarantee Amount for Performance Security and Additional Performance Security shall be calculated as per Contract.



One Time improvement under Restoration & Repair of Ukhrul Town Road from km 0 to km 9 (Length-9 km) of NH-102A in the State of Manipur on EPC mode."

Technical Schedule



2. A letter from the Authority, under the hand of an officer not below the rank of [General Manager of National Highways & Infrastructure Development Corporation Limited], that the Contractor has committed default in the due and faithful performance of all or any of its obligations under and in accordance with the Contract shall be conclusive, final and binding on the Bank. The Bank further agrees that the Authority shall be the sole judge as to whether the Contractor is in default in due and faithful performance of its obligations during and under the Contract and its decision that the Contractor is in default shall be final and binding on the Bank, notwithstanding any differences between the Authority and the Contractor, or any dispute between them pending before any court, tribunal, arbitrators or any other authority or body, or by the discharge of the Contractor for any reason whatsoever.
3. In order to give effect to this Guarantee, the Authority shall be entitled to act as if the Bank were the principal debtor and any change in the constitution of the Contractor and/or the Bank, whether by their absorption with any other body or corporation or otherwise, shall not in any way or manner affect the liability or obligation of the Bank under this Guarantee.
4. It shall not be necessary, and the Bank hereby waives any necessity, for the Authority to proceed against the Contractor before presenting to the Bank its demand under this Guarantee.
5. The Authority shall have the liberty, without affecting in any manner the liability of the Bank under this Guarantee, to vary at any time, the terms and conditions of the Contract or to extend the time or period for the compliance with, fulfillment and/ or performance of all or any of the obligations of the Contractor contained in the Contract or to postpone for any time, and from time to time, any of the rights and powers exercisable by the Authority against the Contractor, and either to enforce or forbear from enforcing any of the terms and conditions contained in the Contract and/or the securities available to the Authority, and the Bank shall not be released from its liability and obligation under these presents by any exercise by the Authority of the liberty with reference to the matters aforesaid or by reason of time being given to the Contractor or any other forbearance, indulgence, act or omission on the part of the Authority or of any other matter or thing whatsoever which under any law relating to sureties and guarantors would but for this provision have the effect of releasing the Bank from its liability and obligation under this Guarantee and the Bank hereby waives all of its rights under any such law.
6. This Guarantee is in addition to and not in substitution of any other guarantee or security now or which may hereafter be held by the Authority in respect of or relating to the Contract or for the fulfillment, compliance and/or performance of all or any of the obligations of the Contractor under the Contract.
7. Notwithstanding anything contained hereinbefore, the liability of the Bank under this Guarantee is restricted to the Guarantee Amount and this Guarantee will remain in force for the period specified in paragraph 8 below and unless a demand or claim in writing is made by the Authority on the Bank under this Guarantee all rights of the Authority under this Guarantee shall be forfeited and the Bank shall be relieved from its liabilities hereunder.
8. The Guarantee shall cease to be in force and effect on ****\$. Unless a demand or claim under this Guarantee is made in writing before expiry of the Guarantee, the Bank shall be discharged



One Time improvement under Restoration & Repair of Ukhrul Town Road from km 0 to km 9 (Length-9 km) of NH-102A in the State of Manipur on EPC mode."

Technical Schedule



from its liabilities hereunder. The claim period is one year more than the validity of the e-BG/ISB.

9. The Bank undertakes not to revoke this Guarantee during its currency, except with the previous express consent of the Authority in writing, and declares and warrants that it has the power to issue this Guarantee and the undersigned has full powers to do so on behalf of the Bank.
10. Any notice by way of request, demand or otherwise hereunder may be sent by post addressed to the Bank at its above referred branch, which shall be deemed to have been duly authorized to receive such notice and to effect payment thereof forthwith, and if sent by post it shall be deemed to have been given at the time when it ought to have been delivered in due course of post and in proving such notice, when given by post, it shall be sufficient to prove that the envelope containing the notice was posted and a certificate signed by an officer of the Authority that the envelope was so posted shall be conclusive.
11. This Guarantee shall come into force with immediate effect and shall remain in force and effect for up to the date specified in paragraph 8 above or until it is released earlier by the Authority pursuant to the provisions of the Contract.
12. This Guarantee is subject to the Uniform Rules for Demand Guarantees (URDG) 2010 Revision, ICC Publication No. 758, except that the supporting statement under Article 15(a) is hereby excluded.
13. This guarantee shall also be operatable at our.....Branch at Imphal, from whom, confirmation regarding the issue of this guarantee or extension / renewal thereof shall be made available on demand. In the contingency of this guarantee being invoked and payment thereunder claimed, the said branch shall accept such invocation letter and make payment of amounts so demanded under the said invocation.
14. The guarantor/bank hereby confirms that it is on the SFMS (Structural Finance Messaging System) platform & shall invariably send an advice of this Bank Guarantee to the designated bank of NHIDCL, details of which is as under:



One Time improvement under Restoration & Repair of Ukhrul Town Road from km 0 to km 9 (Length-9 km) of NH-102A in the State of Manipur on EPC mode."

Technical Schedule



^sInsert date atleast 2 (two) years from the date of issuance of this Guarantee (in accordance with Clause 2.21 of the RFP). The Contractors can submit the BG for periods of two years at one time and keep on renewing the same till the DLP is over if they have problems in getting the BG in one go for the entire DLP.

S.No	Particulars	Details
1	Name of Beneficiary	NHIDCL,
2	Beneficiary Bank Account No.	90621010002659
3	Beneficiary Bank Branch Name and Address	Canara Bank, Transport Bhawan, 1st Parliament Street, New Delhi-110001
4	Beneficiary Bank Branch IFSC	CNRB0019062

Signed and sealed this day of, 20..... at

SIGNED, SEALED AND DELIVERED

For and on behalf of the Bank by:

(Signature)

(Name)

(Designation)

(Code Number)

(Address)

NOTES:

- The bank guarantee should contain the name, designation and code number of the officer(s) signing the guarantee.
- The address, telephone number and other details of the head office of the Bank as well as of issuing branch should be mentioned on the covering letter of issuing branch.



One Time improvement under Restoration & Repair of Ukhrul Town Road from km 0 to km 9 (Length-9 km) of NH-102A in the State of Manipur on EPC mode."

Technical Schedule



Annex - II
(Schedule - G)
(See Clause 19.2)

Annex – II: Form for Guarantee for Advance Payment

To

National Highways & Infrastructure Development Corporation Ltd

WHEREAS:

- (A) [name and address of contractor] (hereinafter called the "**Contractor**") has executed an agreement (hereinafter called the "**Agreement**") with the [name and address of the authority], (hereinafter called the "**Authority**") for the construction of the ***** section of [National Highway No. **] on Engineering, Procurement and Construction (the "**EPC**") basis, subject to and in accordance with the provisions of the Agreement
- (B) In accordance with Clause 19.2 of the Agreement, the Authority shall make to the Contractor an interest bearing @Bank Rate + 3% advance payment (herein after called "**Advance Payment**") equal to 10% (ten per cent) of the Contract Price; and that the Advance Payment shall be made in two installments subject to the Contractor furnishing an irrevocable and unconditional guarantee by a scheduled bank for an amount equivalent to 110% (one hundred and ten percent) of such installment to remain effective till the complete and full repayment of the installment of the Advance Payment as security for compliance with its obligations in accordance with the Agreement. The amount of {first/second} installment of the Advance Payment is Rs. _____ cr. (Rupees _____ crore) and the amount of this Guarantee is Rs. _____ cr. (Rupees _____ crore) (the "**Guarantee Amount**")².
- (C) We, through our branch at (the "Bank") have agreed to furnish this bank guarantee (hereinafter called the "Guarantee") for the Guarantee Amount.

NOW, THEREFORE, the Bank hereby, unconditionally and irrevocably, guarantees and affirms as follows:

1. The Bank hereby unconditionally and irrevocably guarantees the due and faithful repayment on time of the aforesaid instalment of the Advance Payment under and in accordance with the Agreement, and agrees and undertakes to pay to the Authority, upon its mere first written demand, and without any demur, reservation, recourse, contest or protest, and without any reference to the Contractor, such sum or sums up to an aggregate sum of the Guarantee Amount as the Authority shall claim, without the Authority being required to prove or to show grounds or reasons for its demand and/or for the sum specified therein.

² The Guarantee Amount should be equivalent to 110% of the value of the applicable instalment



One Time improvement under Restoration & Repair of Ukhrul Town Road from km 0 to km 9 (Length-9 km) of NH-102A in the State of Manipur on EPC mode."

Technical Schedule



A letter from the Authority, under the hand of an officer not below the rank of [General Manager in the National Highways Authority of India], that the Contractor has committed default in the due and faithful performance of all or any of its obligations for the repayment of the instalment of the Advance Payment under and in accordance with the Agreement shall be conclusive, final and binding on the Bank. The Bank further agrees that the Authority shall be the sole judge as to whether the Contractor is in default in due and faithful performance of its obligations during and under the Agreement and its decision that the Contractor is in default shall be final and binding on the Bank, notwithstanding any differences between the Authority and the Contractor, or any dispute between them pending before any court, tribunal, arbitrators or any other authority or body, or by the discharge of the Contractor for any reason whatsoever

2. In order to give effect to this Guarantee, the Authority shall be entitled to act as if the Bank were the principal debtor and any change in the constitution of the Contractor and/or the Bank, whether by their absorption with any other body or corporation or otherwise, shall not in any way or manner affect the liability or obligation of the Bank under this Guarantee.
3. It shall not be necessary, and the Bank hereby waives any necessity, for the Authority to proceed against the Contractor before presenting to the Bank its demand under this Guarantee.
4. The Authority shall have the liberty, without affecting in any manner the liability of the Bank under this Guarantee, to vary at any time, the terms and conditions of the Advance Payment or to extend the time or period of its repayment or to postpone for any time, and from time to time, any of the rights and powers exercisable by the Authority against the Contractor, and either to enforce or forbear from enforcing any of the terms and conditions contained in the Agreement and/or the securities available to the Authority, and the Bank shall not be released from its liability and obligation under these presents by any exercise by the Authority of the liberty with reference to the matters aforesaid or by reason of time being given to the Contractor or any other forbearance, indulgence, act or omission on the part of the Authority or of any other matter or thing whatsoever which under any law relating to sureties and guarantors would but for this provision have the effect of releasing the Bank from its liability and obligation under this Guarantee and the Bank hereby waives all of its rights under any such law.
5. This Guarantee is in addition to and not in substitution of any other guarantee or security now or which may hereafter be held by the Authority in respect of or relating to the Advance Payment.
6. Notwithstanding anything contained hereinbefore, the liability of the Bank under this Guarantee is restricted to the Guarantee Amount and this Guarantee will remain in force for the period specified in paragraph 8 below and unless a demand or claim in writing is made by the Authority on the Bank under this Guarantee all rights of the Authority under this Guarantee shall be forfeited and the Bank shall be relieved from its liabilities hereunder.
7. The Guarantee shall cease to be in force and effect on ****³ Unless a demand or

³ Insert a date being 90 (ninety) days after the end of one year from the date of payment of the Advance payment to the Contractor (in accordance with Clause 19.2 of the



One Time improvement under Restoration & Repair of Ukhrul Town Road from km 0 to km 9 (Length-9 km) of NH-102A in the State of Manipur on EPC mode."

Technical Schedule



claim under this Guarantee is made in writing on or before the aforesaid date, the Bank shall be discharged from its liabilities hereunder.

8. The Bank undertakes not to revoke this Guarantee during its currency, except with the previous express consent of the Authority in writing, and declares and warrants that it has the power to issue this Guarantee and the undersigned has full powers to do so on behalf of the Bank.
9. Any notice by way of request, demand or otherwise hereunder may be sent by post addressed to the Bank at its above referred branch, which shall be deemed to have been duly authorized to receive such notice and to effect payment thereof forthwith, and if sent by post it shall be deemed to have been given at the time when it ought to have been delivered in due course of post and in proving such notice, when given by post, it shall be sufficient to prove that the envelope containing the notice was posted and a certificate signed by an officer of the Authority that the envelope was so posted shall be conclusive.
10. This Guarantee shall come into force with immediate effect and shall remain in force and effect up to the date specified in paragraph 8 above or until it is released earlier by the Authority pursuant to the provisions of the Agreement.
11. This Guarantee is subject to the Uniform Rules for Demand Guarantees (URDG) 2010 Revision, ICC Publication No. 758, except that the supporting statement under Article 15(a) is hereby excluded.
12. This guarantee shall also be operatable at our..... Branch at Imphal, from whom, confirmation regarding the issue of this guarantee or extension / renewal thereof shall be made available on demand. In the contingency of this guarantee being invoked and payment thereunder claimed, the said branch shall accept such invocation letter and make payment of amounts so demanded under the said invocation.
13. The guarantor/bank hereby confirms that it is on the SFMS (Structural Finance Messaging System) platform & shall invariably send an advice of this Bank Guarantee to the designated bank of NHIDCL, details of which is as under:

Sl. No.	Particulars	Details
1.	Name of Beneficiary	NHIDCL
2.	Beneficiary Bank A`ccount No.	90621010002659
3.	Beneficiary Bank Branch Name and Address	Canara Bank, Transport Bhawan, 1st Parliament

Agreement).



One Time improvement under Restoration & Repair of Ukhrul Town Road from km 0 to km 9 (Length-9 km) of NH-102A in the State of Manipur on EPC mode."



Technical Schedule

		Street, New Delhi- 110001
4.	Beneficiary Bank Branch IFSC	CNRB0019062

Signed and sealed this day of .., 20 at

SIGNED, SEALED AND DELIVERED

For and on behalf of the Bank by:

(Signature)

(Name)

(Designation)

(Code Number)

(Address)

NOTES:

- (i) The bank guarantee should contain the name, designation and code number of the officer(s) signing the guarantee.

The address, telephone number and other details of the head office of the Bank as well as of issuing branch should be mentioned on the covering letter on the covering letter of issuing branch.

Schedule-H

Schedule-H

(See Clauses 10.1 (iv) and 19.3)

1. Contract Price Weightages

1.1 The Contract Price for this Agreement is Rs. 13,40,07,327/-

1.2 Proportions of the Contract Price for different stages of Construction of the Project Highway shall be as specified below:

<i>Item</i>	<i>Weightage in % of the Contract Price</i>	<i>Stage for Payment</i>	<i>Percentage.</i>
<i>1</i>	<i>2</i>	<i>3</i>	<i>4</i>
Road Works Including Culverts, and paver blocks	88.41%	A. Strengthening of existing road.	
		Sub-Base Course	2.73%
		Base Course	3.41%
		Bituminous Base Course	35.27%
		Wearing Course	23.14%
		B. Reconstruction & New Culverts on existing road, realignment, bypasses culverts (length less than 6 m) and Paver block	
		Reconstruction of New Culvert	1.22%
		Installation of Paver Blocks	24.89%
		Stone laying WBM layer	4.30%
		Sub base Course	3.39%
		Sand Filling	1.65%
Other works	11.59%	Drain	43.43%
		Landslide Clearance	4.61%
		Clearing Grass	0.28%
		Road Marking and Traffic Signs	51.69%

1.3 Procedure of estimating the value of work done

1.3.1 Roadworks

Procedure for estimating the value of road work done shall be as follows

Table 1.3.1

<i>Item</i>	<i>Weightage in % of CP</i>	<i>Stage for Payment</i>	<i>Percentage.</i>	<i>Payment Procedure</i>
<i>1</i>	<i>2</i>	<i>3</i>	<i>4</i>	<i>5</i>

Road Works Including Culverts, and paver blocks	88.41%	A. Strengthening of existing road.		
		Sub-Base Course	2.73%	Unit of measurement is linear length. Payment of each stage shall be made on pro rata basis on completion of a stage in a length of not less than 10 (ten) percent of total length or 500m, whichever is less.
		Base Course	3.41%	
		Bituminous Base Course	35.27%	
		Wearing Course	23.14%	
		B. Reconstruction & New Culverts on existing road, realignment, bypasses culverts (length less than 6 m) and Paver block		
		Reconstruction of New Culvert	1.22%	Cost of completed culverts shall be determined on pro rata basis with respect to the total no. of culverts. The payment shall be made on the completion of at least one culverts. 75% of the cost will be payable on completion of box/abutments and slab/pipe and head wall. Remaining 25% will become payable on completion of protection works including return/wing wall and any other work associated with culverts.
		Installation of Paver Blocks	24.89%	Unit of measurement is linear length. Payment of each stage shall be made on pro rata basis on completion of a stage in a length of not less than 10 (ten) percent of total length or 500m, whichever is less.
		Stone laying WBM layer	4.30%	
		Sub base Course	3.39%	
		Sand Filling	1.65%	
Other works	11.59%	Drain	43.43%	a) Drains: Unit of measurement is linear length in metre. Payment shall be

				made on pro rata basis on completion of a stage in a length of not less than 100 m on one side.
		Landslide Clearance	4.61%	Unit of measurement is linear length in km. Payment shall be made on pro-rata basis on completion of one km.
		Clearing Grass	0.28%	
		Road sign, marking and Traffic Signs	51.69%	

@ For example, if the total length of bituminous work to be done is 100 km, the cost per km of bituminous work shall be determined as follows:

Cost per km = P x weightage for road work x weightage for bituminous work x (1/L)

Where,

P = Contract Price

L = Total length in km

Similarly, the rates per km for other stages shall be worked out accordingly.

Note: The length affected due to law-and-order problems or litigation during execution due to which the Contractor is unable to execute the work, may be deducted from the total project length for payment purposes. The total length calculated here is only for payment purposes and will not affect and referred in other clauses of the Contract Agreement.

1.3.2 Minor Bridges and Underpasses/Overpasses.

Procedure for estimating the value of Minor bridge and

Underpasses/Overpasses shall be as stated in table 1.3.2:

1.3.3 Major Bridge works, ROB/RUB and Structures.

Procedure for estimating the value of Major Bridge works, ROB/RUB and Structures shall be as stated in table 1.3.3:

2. Procedure for payment for Maintenance

2.1 The cost for maintenance shall be as stated in Clause 14.1.1.

2.2 Payment for Maintenance shall be made in quarterly installments in accordance with the provisions of Clause 19.7

Schedule-I

Schedule - I

(See Clause 10.2 (iv))

1 Drawings

Drawings In compliance of the obligations set forth in Clause 10.2 of this Agreement, the Contractor shall furnish to the Authority's Engineer, free of cost, all Drawings listed in Annex-I of this Schedule-I.

2 Additional Drawings

If the Authority's Engineer determines that for discharging its duties and functions under this Agreement, it requires any drawings other than those listed in Annex-I, it may by notice require the Contractor to prepare and furnish such drawings forthwith. Upon receiving a requisition to this effect, the Contractor shall promptly prepare and furnish such drawings to the Authority's Engineer, as if such drawings formed part of Annex-I of this Schedule-I.

Annex – I

(Schedule - I)

List of Drawings

- 1 A minimum list of the drawings of the various components/elements of the project highway and project facility required to be submitted by the Contractor is given below:
 - a. Drawing of horizontal alignment, vertical profile and typical cross sections.
 - b. Drawings of cross drainage works, i.e. Bridges/Culverts/Flyovers and Other Structures;
 - c. Drawings of interchanges, major intersections and underpasses.
 - d. Drawing of control center.
 - e. Drawings of road furniture items including traffic signage, marking, safety barriers, etc.;
 - f. Drawings of traffic diversions plans and traffic control measures.
 - g. Drawings of road drainage measures.
 - h. Drawings of typical details slope protection measures.
 - i. Drawings of landscaping and horticulture.
 - j. Drawings of pedestrian crossing.
 - k. Drawings of street lighting.
 - l. General Arrangement showing Base Camp and Administrative Block.
 - m. Any other drawings as per instruction of Authority Engineer.

Schedule-J



One Time improvement under Restoration & Repair of Ukhrul Town Road from km 0.00 to km 09.00 (Length-9.00 km) of NH-102A in the State of Manipur on EPC mode."

Technical Schedule



Schedule-J

(See Clause 10.3 (ii))

PROJECT COMPLETION SCHEDULE

1 Project Completion Schedule

During Construction period, the Contractor shall comply with the requirements set forth in this Schedule J for each of the Project Milestones and the **Scheduled Completion Date**. Within 15 (fifteen) days of the date of each Project Milestone, the Contractor shall notify the Authority of such compliance along with necessary particulars thereof.

2 Project Milestone-I

- i) Project Milestone-I shall occur on the date falling on the 128th day from the Appointed Date. **[35% of the Scheduled Construction Period]** day from the Appointed Date (the "Project Milestone-I").
- ii) Prior to the occurrence of Project Milestone-I, the Contractor shall have commenced construction of the Project Highway and submitted to the Authority duly and validly prepared Stage Payment Statements for an amount not less than 10% (ten per cent) of the Contract Price.

3 Project Milestone-II

- i) Project Milestone-II shall occur on the date falling on the 219th day from the Appointed Date **[60% of the Scheduled Construction Period]** day from the Appointed Date (the "Project Milestone-II").
- ii) Prior to the occurrence of Project Milestone-II, the Contractor shall have continued with construction of the Project Highway and submitted to the Authority duly and validly prepared Stage Payment Statements for an amount not less than 35% (thirty-five per cent) of the Contract Price.

4 Project Milestone-III

- i) Project Milestone-III shall occur on the date falling on the 310th day from the Appointed Date **[85% of the Scheduled Construction Period]** day from the Appointed Date (the "Project Milestone-III").
- ii) Prior to the occurrence of Project Milestone-III, the Contractor shall have continued with construction of the Project Highway and submitted to the Authority duly and validly prepared Stage Payment Statements for an amount not less than 70% (seventy per cent) of the Contract Price and should have started construction of all project facilities.



One Time improvement under Restoration & Repair of Ukhrul Town Road from km 0.00 to km 09.00 (Length-9.00 km) of NH-102A in the State of Manipur on EPC mode.”

Technical Schedule



5 Schedule Completion Date

- i) The Scheduled Completion Date shall occur on the **365th** (Three Hundred Sixty Five) day from the Appointed Date.
- ii) On or before the Scheduled Completion Date, the Contractor shall have completed construction in accordance with this Agreement.

6 Extension of time

Upon extension of any or all of the aforesaid Project Milestones or the Scheduled Completion Date, as the case may be, under and in accordance with the provisions of this Agreement, the Project Completion Schedule shall be deemed to have been amended accordingly

Schedule-K



One Time improvement under Restoration & Repair of Ukhrul Town Road from km 0.00 to km 09.00 (Length-9.00 km) of NH-102A in the State of Manipur on EPC mode."

Technical Schedule



Schedule-K

(See Clause 12.1 (ii))

Tests on Completion

1 Schedule for Tests

- i) The Contractor shall, no later than 30 (thirty) days prior to the likely completion of construction, notify the Authority's Engineer and the Authority of its intent to subject the Project Highway to Tests, and no later than 10 (ten) days prior to the actual date of Tests, furnish to the Authority's Engineer and the Authority detailed inventory and particulars of all works and equipment forming part of Works.
- ii) The Contractor shall notify the Authority's Engineer of its readiness to subject the Project Highway to Tests at any time after 10 (ten) days from the date of such notice, and upon receipt of such notice, the Authority's Engineer shall, in consultation with the Contractor, determine the date and time for each Test and notify the same to the Authority who may designate its representative to witness the Tests. The Authority's Engineer shall thereupon conduct the Tests itself or cause any of the Tests to be conducted in accordance with Article 12 and this Schedule K.

2 Tests

- i) Visual and physical test: The Authority's Engineer shall conduct a visual and physical check of construction to determine that all works and equipment forming part thereof conform to the provisions of this Agreement. The physical tests shall include all the tests specified in IRC code, manual and MORTH specifications for the road and Bridge works, 5th revision, 2013.
- ii) Riding quality test: Riding quality of each lane of the carriageway shall be checked with the help of a calibrated bump integrator and the maximum permissible roughness for purposes of this Test shall be [2,000 (two thousand)] mm for each kilometer.
- iii) Tests for bridges: All major and minor bridges shall be subjected to the rebound hammer and ultrasonic pulse velocity tests, to be conducted in accordance with the procedure described in Special Report No. 17: 1996 of the IRC Highway Research Board on Nondestructive Testing Techniques, at two spots in every span, to be chosen at random by the Authority's Engineer. Bridges with a span of 15 (fifteen) meters or more shall also be subjected to load testing.
- iv) Other tests: The Authority's Engineer may require the Contractor to carry out or cause to be carried additional tests, in accordance with Good Industry Practice, for determining the compliance of the Project Highway with Specifications and Standards.



One Time improvement under Restoration & Repair of Ukhrul Town Road from km 0.00 to km 09.00 (Length-9.00 km) of NH-102A in the State of Manipur on EPC mode."



Technical Schedule

- v) Environmental audit: The Authority's Engineer shall carry out a check to determine conformity of the Project Highway with the environmental requirements set forth in Applicable Laws and Applicable Permits.
- vi) Safety Audit: The Authority's Engineer shall carry out or cause to be carried out, a safety audit to determine conformity of the Project Highway with the safety requirements and Good Industry Practice.

3 Agency for conducting Tests

All Tests set forth in this Schedule-K shall be conducted by the Authority's Engineer or such other agency or person as it may specify in consultation with the Authority.

4 Completion Certificate

Upon successful completion of Tests, the Authority's Engineer shall issue the Completion Certificate in accordance with the provisions of Article 12.

5 The Authority Engineer will carry out tests with following equipment at his own cost in the presence of contractor's representative.

Sr. No.	Key metrics of Asset	Equipment to be used	Frequency of condition survey
1	Surface defects of pavement	Network Survey Vehicle (NSV)	At least twice a year (As per survey months defined for the state basis rainy season)
2	Roughness of pavement	Network Survey Vehicle (NSV)	At least twice a year (As per survey months defined for the state basis rainy season)
3	Strength of pavement	Falling Weight Deflectometer (FWD)	At least once a year
4	Bridges	Mobile Bridge Inspection Unit (MBU)	At least twice a year (As per survey months defined for the state basis rainy season)
5	Road signs	Retro-reflect meter	At least twice a year (As per survey months defined for the state basis rainy season)

The first testing with the help of NSV shall be conducted at the time of issue of Completion Certificate.

Schedule-L



One Time improvement under Restoration & Repair of Ukhrul Town Road from km 0.00 to km 09.00 (Length-9.00 km) of NH-102A in the State of Manipur on EPC mode.”

Technical Schedule



Schedule-L

(See Clause 12.2)

COMPLETION CERTIFICATE

- 1 I,(Name of the Authority's Engineer), acting as Authority's Engineer, under and in accordance with the Agreement dated(the "Agreement"), for construction of the **“One Time improvement under Restoration & Repair of Ukhrul Town Road from km 0 to km 9(Length-9 km) of NH-102A Ukhrul-Toloi-Tadubi Road in the State of Manipur in FY-2024-2025 on EPC mode(5th Call)-.”** through (Name of Contractor), hereby certify that the Tests in accordance with Article 12 of the Agreement have been successfully undertaken to determine compliance of the Project Highway with the provisions of the Agreement, and I am satisfied that the Project Highway can be safely and reliably placed in service of the Users thereof.
- 2 It is certified that, in terms of the aforesaid Agreement, all works forming part of Project Highway have been completed, and the Project Highway is hereby declared fit for entry into operation on this the.....day of..... 20.....

SIGNED, SEALED AND DELIVERED

For and on behalf of

The Authority's Engineer by:

(Signature)

(Name)

(Designation)

(Address)

Schedule-M



One Time improvement under Restoration & Repair of Ukhrul Town Road from km 0.00 to km 09.00 (Length-9.00 km) of NH-102A in the State of Manipur on EPC mode."



Technical Schedule

Schedule-M

(See Clauses 14.6., 15.2 and 19.7)

PAYMENT REDUCTION FOR NON-COMPLIANCE

1 Payment reduction for non-compliance with the Maintenance Requirements

- i) Monthly lump sum payments for maintenance shall be reduced in the case of non-compliance with the Maintenance Requirements set forth in Schedule-E.
- ii) Any deduction made on account of non-compliance with the maintenance Requirements shall not be paid even after compliance subsequently. The deduction shall continue to be made every month until compliance is done.
- iii) The Authority's Engineer shall calculate the amount of payment reduction on the basis of weightage in percentage assigned to non-conforming items as given in Paragraph 2.

2 Percentage reductions in lump sum payments

- i) The following percentages shall govern the payment reduction:

S. No.	Item/Defect/Deficiency	Percentage
(a)	Carriageway/Pavement	
(i)	Potholes, cracks, other surface defects	15%
(ii)	Repairs of Edges, Rutting	5%
(b)	Road, Embankment, Cuttings, Shoulders	
(i)	Edge drop, inadequate crossfall, undulations, settlement, potholes, ponding, obstructions	10%
(ii)	Deficient slopes, raincuts, disturbed pitching, vegetation growth, pruning of trees	5%
(c)	Bridges and Culverts	
(i)	Desilting, cleaning, vegetation growth, damaged pitching, flooring, parapets, wearing course, footpaths, any damage to foundations	20%
(ii)	Any Defects in superstructures, bearings and sub-structures	10%
(iii)	Painting, repairs/replacement kerbs, railings, parapets, guideposts/crash barriers	5%
(d)	Roadside Drains	
(i)	Cleaning and repair of drains	5%
(e)	Road Furniture	



One Time improvement under Restoration & Repair of Ukhrul Town Road from km 0.00 to km 09.00 (Length-9.00 km) of NH-102A in the State of Manipur on EPC mode."



Technical Schedule

(i)	Cleaning, painting, replacement of road signs, delineators, road markings, 200 m/km/5th km stones	5%
(f)	Miscellaneous Items	
(i)	Removal of dead animals, broken down/accidented vehicles, fallen trees, road blockades or malfunctioning of mobile crane	10%
(ii)	Any other Defects in accordance with paragraph 1.	5%
(g)	Defects in Other Project Facilities	5%

- ii) The amount to be deducted from monthly lump-sum payment for non-compliance of particular item shall be calculated as under:

$$R = P/100 \times M \times L1/L$$

Where: P = Percentage of particular item//Defect/deficiency for deduction

M = Monthly lump-sum payment in accordance with the Bid

L1 = Non-complying length

L = Total length of the road,

R = Reduction (the amount to be deducted for noncompliance for a particular item/Defect/deficiency)

The total amount of reduction shall be arrived at by summation of reductions for such items/Defects/deficiency or noncompliance.

For any Defect in a part of one kilometer, the non-conforming length shall be taken as one kilometer.

Schedule-N



One Time improvement under Restoration & Repair of Ukhrul Town Road from km 0 to km 9 (Length-9 km) of NH-102A in the State of Manipur on EPC mode."

Technical Schedule



Schedule-N

(See Clause 18.1(i))

SELECTION OF AUTHORITY'S ENGINEER

1 Selection of Authority's Engineer

- i) The provisions of the Model Request for Proposal for Selection of Technical Consultants, issued by the Ministry of Finance in May 2009, or any substitute thereof or 'Guidelines for Employment of Consultants under Japanese ODA Loans' or a combination of certain provisions thereof shall apply for selection of an experienced firm to discharge the functions and duties of an Authority's Engineer.
- ii) In the event of termination of the Technical Consultants appointed in accordance with the provisions of above Paragraphs 1.1 to 1.3, the Authority shall appoint another firm of Technical Consultants forthwith and may engage a government-owned entity in accordance with the provisions of Paragraph 3 of this Schedule-N.

2 Terms of Reference

The Terms of Reference for the Authority's Engineer (the "TOR") shall substantially conform with Annex 1 to this Schedule N.

3 Appointment of Government entity as Authority's Engineer

Notwithstanding anything to the contrary contained in this Schedule, the Authority may in its discretion appoint a government-owned entity as the Authority's Engineer; provided that such entity shall be a body corporate having as one of its primary functions the provision of consulting, advisory and supervisory services for engineering projects; provided further that a government-owned entity which is owned or controlled by the Authority shall not be eligible for appointment as Authority's Engineer.

Annex – I

(Schedule - N)

TERMS OF REFERENCE FOR AUTHORITY’S ENGINEER

1 Scope

- i) These Terms of Reference (the “**TOR**”) for the Authority’s Engineer are being specified pursuant to the EPC Agreement dated..... (the “**Agreement**”), which has been entered into between the NHIDCL (the “**Authority**”) and (the “**Contractor**”) for “**One Time improvement under Restoration & Repair of Ukhrul Town Road from km 0 to km 9(Length-9 km) of NH-102A in the State of Manipur on EPC mode (5th Call)-..**” and a copy of which is annexed hereto and marked as Annex-A to form part of this TOR.
- ii) The TOR shall apply to construction and maintenance of the Project Highway.

2 Definitions and interpretation

- i) The words and expressions beginning with or in capital letters and not defined herein but defined in the Agreement shall have, unless repugnant to the context, the meaning respectively assigned to them in the Agreement.
- ii) References to Articles, Clauses and Schedules in this TOR shall, except where the context otherwise requires, be deemed to be references to the Articles, Clauses and Schedules of the Agreement, and references to Paragraphs shall be deemed to be references to Paragraphs of this TOR.
- iii) The rules of interpretation stated in Clauses 1.2, 1.3 and 1.4 of the Agreement shall apply, mutatis mutandis, to this TOR.

3 General

- i) The Authority’s Engineer shall discharge its duties in a fair, impartial and efficient manner, consistent with the highest standards of professional integrity and Good Industry Practice.
- ii) The Authority’s Engineer shall perform the duties and exercise the authority in accordance with the provisions of this Agreement, but subject to obtaining prior written approval of the Authority before determining:
 - (a) any Time extension;
 - (b) any additional cost to be paid by the Authority to the Contractor;
 - (c) the Termination Payment; or
 - (d) any other matter which is not specified in (a), (b) or (c) above and which creates an obligation or liability on either Party for a sum exceeding 0.2% of Contract Price.
- iii) The Authority’s Engineer shall submit regular periodic reports, at least once every month, to the Authority in respect of its duties and functions under this Agreement. Such reports shall be submitted by the Authority’s Engineer within 10 (ten) days of the beginning of every month.

- iv) The Authority's Engineer shall inform the Contractor of any delegation of its duties and responsibilities to its suitably qualified and experienced personnel; provided, however, that it shall not delegate the authority to refer any matter for the Authority's prior approval in accordance with the provisions of Clause 18.2.
- v) The Authority's Engineer shall aid and advise the Authority on any proposal for Change of Scope under Article 13.
- vi) In the event of any disagreement between the Parties regarding the meaning, scope and nature of Good Industry Practice, as set forth in any provision of the Agreement, the authority's Engineer shall specify such meaning, scope and nature by issuing a reasoned written statement relying on good industry practice and authentic literature.

4 Construction Period

- i) During the Construction Period, the Authority's Engineer shall review the Drawings furnished by the Contractor along with supporting data, including the geo-technical and hydrological investigations, characteristics of materials from borrow areas and quarry sites, topographical surveys, and the recommendations of the Safety Consultant in accordance with the provisions of Clause 10.1.6. The Authority's Engineer shall complete such review and send its observations to the Authority and the Contractor within 15 (fifteen) days of receipt of such Drawings; provided, however that in case of a Major Bridge or Structure, the aforesaid period of 15 (fifteen) days may be extended upto 30 (thirty) days. In particular, such comments shall specify the conformity or otherwise of such Drawings with the Scope of the Project and Specifications and Standards.
- ii) The Authority's Engineer shall review any revised Drawings sent to it by the Contractor and furnish its comments within 10 (ten) days of receiving such Drawings.
- iii) The Authority's Engineer shall review the Quality Assurance Plan submitted by the Contractor and shall convey its comments to the Contractor within a period of 21 (twenty-one) days stating the modifications, if any, required thereto.
- iv) The Authority's Engineer shall complete the review of the methodology proposed to be adopted by the Contractor for executing the Works, and convey its comments to the Contractor within a period of 10 (ten) days from the date of receipt of the proposed methodology from the Contractor.
- v) The Authority's Engineer shall grant written approval to the Contractor, where necessary, for interruption and diversion of the flow of traffic in the existing lane(s) of the Project Highway for purposes of maintenance during the Construction Period in accordance with the provisions of Clause 10.4.
- vi) The Authority's Engineer shall review the monthly progress report furnished by the Contractor and send its comments thereon to the Authority and the Contractor within 7 (seven) days of receipt of such report.
- vii) The Authority's Engineer shall inspect the Construction Works and the Project Highway and shall submit a monthly Inspection Report bringing out the results of inspections and the remedial action taken by the Contractor in respect of Defects or deficiencies. In particular, the

Authority's Engineer shall include in its Inspection Report, the compliance of the recommendations made by the Safety Consultant.

- viii)** The Authority's Engineer shall conduct the pre-construction review of manufacturer's test reports and standard samples of manufactured Materials, and such other Materials as the Authority's Engineer may require.
- ix)** For determining that the Works conform to Specifications and Standards, the Authority's Engineer shall require the Contractor to carry out, or cause to be carried out, tests at such time and frequency and in such manner as specified in the Agreement and in accordance with Good Industry Practice for quality assurance. For purposes of this Paragraph 4.9, the tests specified in the IRC Special Publication-11 (Handbook of Quality Control for Construction of Roads and Runways) and the Specifications for Road and Bridge Works issued by MORTH (the "Quality Control Manuals") or any modification/substitution thereof shall be deemed to be tests conforming to Good Industry Practice for quality assurance.
- x)** The Authority's Engineer shall test check at least 50 (Fifty) percent of the quantity or number of tests prescribed for each category or type of test for quality control by the Contractor.
- xi)** The timing of tests referred to in Paragraph 4.9, and the criteria for acceptance/ rejection of their results shall be determined by the Authority's Engineer in accordance with the Quality Control Manuals. The tests shall be undertaken on a random sample basis and shall be in addition to, and independent of, the tests that may be carried out by the Contractor for its own quality assurance in accordance with Good Industry Practice.
- xii)** In the event that results of any tests conducted under Clause 11.10 establish any Defects or deficiencies in the Works, the Authority's Engineer shall require the Contractor to carry out remedial measures.
- xiii)** The Authority's Engineer may instruct the Contractor to execute any work which is urgently required for the safety of the Project Highway, whether because of an accident, unforeseeable event or otherwise; provided that in case of any work required on account of a Force Majeure Event, the provisions of Clause 21.6 shall apply.
- xiv)** In the event that the Contractor fails to achieve any of the Project Milestones, the Authority's Engineer shall undertake a review of the progress of construction and identify potential delays, if any. If the Authority's Engineer shall determine that completion of the Project Highway is not feasible within the time specified in the Agreement, it shall require the Contractor to indicate within 15 (fifteen) days the steps proposed to be taken to expedite progress, and the period within which the Project Completion Date shall be achieved. Upon receipt of a report from the Contractor, the Authority's Engineer shall review the same and send its comments to the Authority and the Contractor forthwith.
- xv)** The Authority's Engineer shall obtain from the Contractor a copy of all the Contractor's quality control records and documents before the Completion Certificate is issued pursuant to Clause 12.4.
- xvi)** Authority's Engineer may recommend to the Authority suspension of the whole or part of the Works if the work threatens the safety of the Users and pedestrians. After the Contractor has carried out remedial measure, the Authority's Engineer shall inspect such remedial measures

forthwith and make a report to the Authority recommending whether or not the suspension hereunder may be revoked.

- xvii) In the event that the Contractor carries out any remedial measures to secure the safety of suspended works and Users, and requires the Authority's Engineer to inspect such works, the Authority's Engineer shall inspect the suspended works within 3 (three) days of receiving such notice, and make a report to the Authority forthwith, recommending whether or not such suspension may be revoked by the Authority.
- xviii) The Authority's Engineer shall carry out, or cause to be carried out, all the Tests specified in Schedule-K and issue a Completion Certificate or Provisional Certificate, as the case may be. For carrying out its functions under this Paragraph 4.18 and all matters incidental thereto, the Authority's Engineer shall act under and in accordance with the provisions of Article 12 and Schedule-K.

5 Maintenance Period

- i) The Authority's Engineer shall aid and advise the Contractor in the preparation of its monthly Maintenance Programmed and for this purpose carry out a joint monthly inspection with the Contractor.
- ii) The Authority's Engineer shall undertake regular inspections, at least once every month, to evaluate compliance with the Maintenance Requirements and submit a Maintenance Inspection Report to the Authority and the Contractor.
- iii) The Authority's Engineer shall specify the tests, if any, that the Contractor shall carry out, or cause to be carried out, for the purpose of determining that the Project Highway is in conformity with the Maintenance Requirements. It shall monitor and review the results of such tests and the remedial measures, if any, taken by the Contractor in this behalf.
- iv) In respect of any defect or deficiency referred to in Paragraph 3 of Schedule- E, the Authority's Engineer shall, in conformity with Good Industry Practice, specify the permissible limit of deviation or deterioration with reference to the Specifications and Standards and shall also specify the time limit for repair or rectification of any deviation or deterioration beyond the permissible limit.
- v) The Authority's Engineer shall examine the request of the Contractor for closure of any lane(s) of the Project Highway for undertaking maintenance/repair thereof, and shall grant permission with such modifications, as it may deem necessary, within 5 (five) days of receiving a request from the Contractor. Upon expiry of the permitted period of closure, the Authority's Engineer shall monitor the reopening of such lane(s), and in case of delay, determine the Damages payable by the Contractor to the Authority under Clause 14.5.

6 Determination of costs and time

- (i) The Authority's Engineer shall determine the costs, and/or their reasonableness, that are required to be determined by it under the Agreement.
- (ii) The Authority's Engineer shall determine the period of Time Extension that is required to be determined by it under the Agreement.

- (iii) The Authority's Engineer shall consult each Party in every case of determination in accordance with the provisions of Clause 18.5.

7 Payments

- (i) The Authority's Engineer shall withhold payments for the affected works for which the Contractor fails to revise and resubmit the Drawings to the Authority's Engineer in accordance with the provisions of Clause 10.2.4 (d).
- (ii) Authority's Engineer shall -
 - (a) within 10 (ten) days of receipt of the Stage Payment Statement from the Contractor pursuant to Clause 19.4, determine the amount due to the Contractor and recommend the release of 90 (ninety) percent of the amount so determined as part payment, pending issue of the Interim Payment Certificate; and
 - (b) within 15 (fifteen) days of the receipt of the Stage Payment Statement referred to in Clause 19.4, deliver to the Authority and the Contractor an Interim Payment Certificate certifying the amount due and payable to the Contractor, after adjustments in accordance with the provisions of Clause 19.10.
- (iii) The Authority's Engineer shall, within 15 (fifteen) days of receipt of the Monthly Maintenance Statement from the Contractor pursuant to Clause 19.6, verify the Contractor's monthly statement and certify the amount to be paid to the Contractor in accordance with the provisions of the Agreement.
- (iv) The Authority's Engineer shall certify final payment within 30 (thirty) days of the receipt of the final payment statement of Maintenance in accordance with the provisions of Clause 19.16.

8 Other duties and functions

The Authority's Engineer shall perform all other duties and functions as specified in the Agreement.

9 Miscellaneous

- (i) A copy of all communications, comments, instructions, Drawings or Documents sent by the Authority's Engineer to the Contractor pursuant to this TOR, and a copy of all the test results with comments of the Authority's Engineer thereon, shall be furnished by the Authority's Engineer to the Authority forthwith.
- (ii) The Authority's Engineer shall retain at least one copy each of all Drawings and Documents received by it, including 'as-built' Drawings, and keep them in its safe custody.
- (iii) Within 90 (ninety) days of the Project Completion Date, the Authority's Engineer shall obtain a complete set of as-built Drawings, in 2 (two) hard copies and in micro film form or in such other medium as may be acceptable to the Authority, reflecting the Project Highway as actually designed, engineered and constructed, including an as-built survey illustrating the layout of the Project Highway and setback lines, if any, of the buildings and structures forming part of Project Facilities; and shall hand them over to the Authority against receipt thereof.

- (iv) The Authority's Engineer, if called upon by the Authority or the Contractor or both, shall mediate and assist the Parties in arriving at an amicable settlement of any Dispute between the Parties.
- (v) The Authority's Engineer shall inform the Authority and the Contractor of any event of Contractor's Default within one week of its occurrence.

Schedule-0



One Time improvement under Restoration & Repair of Ukhrul Town Road from km 0 to km 9 (Length-9 km) of NH-102A in the State of Manipur on EPC mode."

Technical Schedule



SCHEDULE - O

(See Clauses 19.4 (i), 19.6 (i), and 19.8 (i))

Forms of Payment Statements

1 Stage Payment Statement for Works

The Stage Payment Statement for Works shall state:

- (a) The estimated amount for the Works executed in accordance with Clause 19.3.1 subsequent to the last claim;
- (b) Amounts reflecting adjustments in price for the aforesaid claim;
- (c) The estimated amount of each Change of Scope Order executed subsequent to the last claim;
- (d) Amounts reflecting adjustment in price, if any, for (c) above in accordance with the provisions of Clause 13.2.3 (a);
- (e) Total of (a), (b), (c) and (d) above;
- (f) Deductions:
 - (i) Any amount to be deducted in accordance with the provisions of the Agreement except taxes;
 - (ii) Any amount towards deduction of taxes; and
 - (iii) Total of (i) and (ii) above.
- (g) Net claim: (e) – (f) (iii);
- (h) The amounts received by the Contractor upto the last claim:
 - (i) For the Works executed (excluding Change of Scope orders);
 - (ii) For Change of Scope Orders, and
 - (iii) Taxes deducted

2 Monthly Maintenance Payment Statement

The monthly Statement for Maintenance Payment shall state:

- (a) the monthly payment admissible in accordance with the provisions of the agreement;
- (b) the deductions for maintenance work not done;
- (c) net payment for maintenance due, (a) minus (b);
- (d) amounts reflecting adjustments in price under Clause 19.12; and



One Time improvement under Restoration & Repair of Ukhrul Town Road from km 0 to km 9 (Length-9 km) of NH-102A in the State of Manipur on EPC mode."

Technical Schedule



(e) amount towards deduction of taxes

3 Contractor's claim for Damages

Note: The Contractor shall submit its claims in a form acceptable to the Authority.

Monthly Maintenance Payment Statement

The monthly Statement for Maintenance Payment shall state:

- (f) the monthly payment admissible in accordance with the provisions of the agreement;
- (g) the deductions for maintenance work not done;
- (h) net payment for maintenance due, (a) minus (b);
- (i) amounts reflecting adjustments in price under Clause 19.12; and
- (j) amount towards deduction of taxes

4 Contractor's claim for Damages

Note: The Contractor shall submit its claims in a form acceptable to the Authority.

Schedule-P



One Time improvement under Restoration & Repair of Ukhrul Town Road from km 0 to km 9 (Length-9 km) of NH-102A in the State of Manipur on EPC mode."

Technical Schedule



Schedule-P

(See Clause 20.1)

INSURANCE

1 Insurance during Construction Period

- (i) The Contractor shall effect and maintain at its own cost, from the Appointed Date till the date of issue of the last Completion Certificate, the following insurances for any loss or damage occurring on account of Non Political Event of Force Majeure, malicious act, accidental damage, explosion, fire and terrorism:
- (a) insurance of Works, Plant and Materials and an additional sum of [15 (fifteen)] per cent of such replacement cost to cover any additional costs of and incidental to the rectification of loss or damage including professional fees and the cost of demolishing and removing any part of the Works and of removing debris of whatsoever nature; and
 - (b) Insurance for the Contractor's equipment and Documents brought onto the Site by the Contractor, for a sum sufficient to provide for their replacement at the Site.
- (ii) The insurance under paragraph 1.1 (a) and (b) above shall cover the authority and the Contractor against all loss or damage from whatsoever cause arising under paragraph 1.1 other than risks which are not insurable at commercial terms.

2 Insurance for Contractor's Defects Liability

The Contractor shall effect and maintain insurance cover for the works from the date of issue of the Completion Certificate until the end of the Defects Liability Period for any loss or damage for which the Contractor is liable and arises from a cause occurring prior to the issue of Completion Certificate. The Contractor shall also maintain other insurances for maximum sums as may be required under the Applicable Laws and in accordance with Good Industry Practice.

3 Insurance against injury to persons and damage to property

- (i) The Contractor shall insure against each Party's liability for any loss, damage, death or bodily injury which may occur to any physical property (except things insured under Paragraph 1 and 2 of this Schedule or to any person (except persons insured under Clause 20.9), which may arise out of the Contractor's performance of this Agreement. This insurance shall be for a limit per occurrence of not less than the amount stated below with no limit on the number of occurrences.



One Time improvement under Restoration & Repair of Ukhrul Town Road from km 0 to km 9 (Length-9 km) of NH-102A in the State of Manipur on EPC mode."

Technical Schedule



The insurance cover shall be not less than the Contract Price.

- (ii) The insurance shall be extended to cover liability for all loss and damage to the Authority's property arising out of the Contractor's performance of this Agreement excluding:
 - (a) the Authority's right to have the construction works executed on, over, under, in or through any land, and to occupy this land for the Works; and
 - (b) Damage which is and unavoidable result of the Contractor's obligations to execute the Works.

4 Insurance to be in joint names

The insurance under paragraphs 1 to 3 above shall be in the joint names of the Contractor and the Authority.

Schedule-Q



One Time improvement under Restoration & Repair of Ukhrul Town Road from km 0 to km 9 (Length-9 km) of NH-102A in the State of Manipur on EPC mode."

Technical Schedule



SCHEDULE-Q

(See Clause 14.10)

Tests on Completion of Maintenance Period

1 Riding Quality test:

Riding quality test: Riding quality of each lane of the carriageway shall be checked with the help of a calibrated bump integrator and the maximum permissible roughness for purposes of this Test shall be 2,500 (two thousand five hundred) mm for each kilometer.

2 Visual and physical test:

The Authority's Engineer shall conduct a visual and physical check of construction to determine that all works and equipment forming part thereof conform to the provisions of this Agreement. The physical tests shall include measurement of cracking, rutting, stripping and potholes and shall be as per the requirement of maintenance mentioned in Schedule-E.

Schedule-R



One Time improvement under Restoration & Repair of Ukhul Town Road from km 0 to km 9 (Length-9 km) of NH-102A in the State of Manipur on EPC mode.”

Technical Schedule



SCHEDULE-R

(See Clause 14.10)

Taking Over Certificate

I, (Name and designation of the Authority's representative) under and in accordance with the Agreement dated (the "Agreement"), for **“One Time improvement under Restoration & Repair of Ukhul Town Road from km 0 to km 9 (Length-9 km) of NH-102A in the State of Manipur on EPC mode(5th Call)-.”**..... (Name of Contractor), hereby certify that the Tests on completion of Maintenance Period in accordance with Article 14 of the Agreement have been successfully undertaken to determine compliance of the Project Highway with the provisions of the Agreement and I hereby certify that the Authority has Taken over the Project Highway from the Contractor on this day

SIGNED, SEALED AND DELIVERED

(Signature)

(Name and designation of Authority's Representative)

(Address)