

National Highways & Infrastructure Development Corporation Limited
3rd Floor, PTI Building, New Delhi-110001

Ref No.: NHIDCL/F&A-25/2019-20/E-182855/516

Dated: 22nd March 2023

Office Order

Subject: Mandatory E-BG, EMD and Tender fee Deposit through Induscollect

E-Bank Guarantee

An Electronic Bank Guarantee (e-BG) eliminates the physical documentation usually associated with issuance of BG. It reduces the turn-around time of the BG. The digital steps in an e-BG includes BG application, preview and confirm, paperless e-stamping, e-signing, hosting of the final electronic BG on the NeSL portal and intimation of final BG to the beneficiary (e.g NHIDCL). The beneficiary can view the final digital BG on the NeSL portal immediately on issuance. Such an e-BG eliminates the need for a separate authentication from the BG issuing Bank. At present seven banks are issuing E-BG (State bank of India, Canara Bank, Indian Overseas Bank, HDFC Bank, ICICI Bank, Axis Bank and Yes Bank and more may start soon. The Ministry of Road Transport and Highways has prescribed acceptance of E-BGs vide their OM No. NH-35014/20/2020-H dated 12th August 2022.

2. The bidders/contractors/DPR Consultants and Authority Engineers submit BG as bid security, PBG, APBG and BG against advances. It takes time in getting SFMS confirmations and in many cases, the SFMS confirmations are not received.

3. In view of above, the Competent Authority has decided that from first April 2023 only E-BG shall be accepted. No BG shall be accepted in the physical form. The format of the BG will remain the same as prescribed in the RFP documents.

4. Entity ID of NHIDCL is AAECN7759E, which may be quoted for getting e-BG.

5. For any further details, the bidders/contractors may visit the website of National E Governance Services Limited at <https://nesl.co.in/e-bg/>

6. For E-BGs, the IFSC code and name of the bank should be continued to be Canara Bank, Transport Bhawan, Sansad Marg, New Delhi-11001 as given below:

Sr. No.	Particulars	Details
(i)	Name of Beneficiary	MD-NHIDCL
(ii)	Beneficiary Bank Account No	90621010002659
(iii)	Beneficiary Bank Branch	Canara Bank, Transport Bhawan, 1-Parliament Street, New Delhi-110001
(iv)	Beneficiary Bank Branch IFSC	CNRB0019062



Bid Security and Tender fee

7. The bidders will continue to have facility to deposit the bid Security/tender fee into the bank account of the NHIDCL through the online facility provided by the Indusind Bank. **No amount may be deposited directly in the bank account of NHIDCL.** The payment through bank portal will facilitate issuance of invoice for the tender fee and refund of EMD to the unsuccessful bidders immediately on finalization of the bidder.

8. Please refer below steps to do the transaction for payment of EMD and tender fee via Payment Gateway/ generate NEFT/ RTGS challan by visiting website as given below:

Visit IndusCollect website: <https://induscollect.indusind.com/pay/index.php>

Step by Step process is attached as Annexure- I

9. Requisite changes may please be made in the RFP by the Technical Division.

This bears the approval of the Competent Authority.



(Mahesh Gupta)

Dy. General Manager (Fin)

Copy to :

1. All ED (T). *All GM IT, All Dy GM (T)*
2. PS to MD, NHIDCL for information please.
3. PS to Dir (A&F), for information please.
4. PS to Dir (T), for information please
5. GM(IT) for uploading on the employees portal

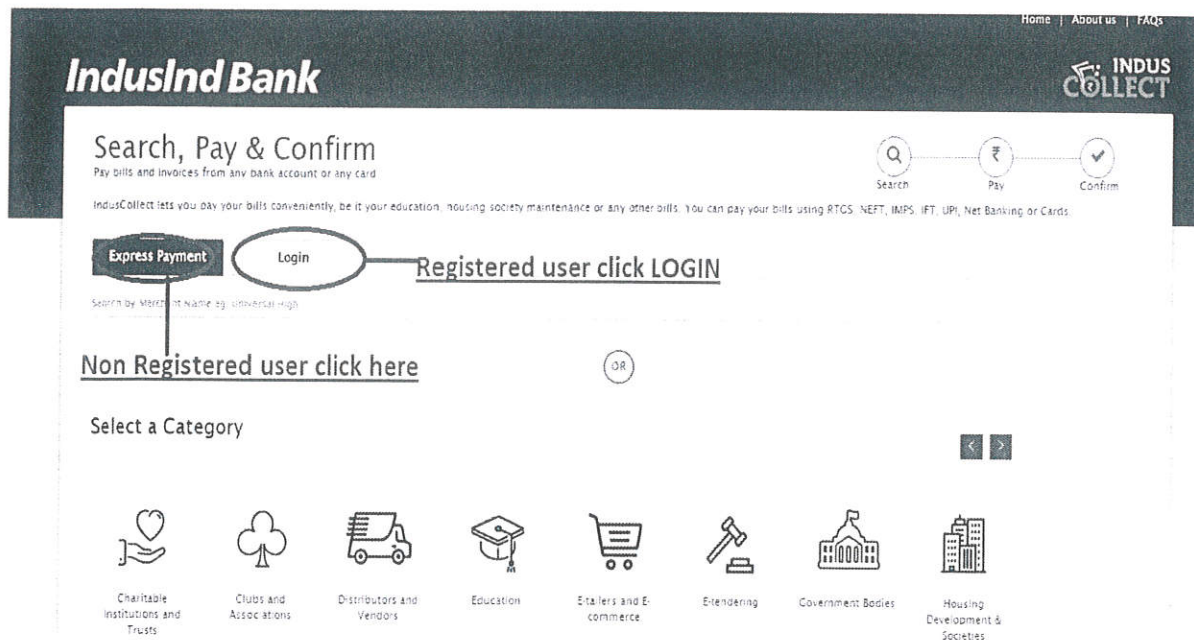
Encl: As above

Steps for Bidder Payment

1. Visit IndusCollect website: <https://induscollect.indusind.com/pay/index.php>
2. Kindly select one of the two tabs:

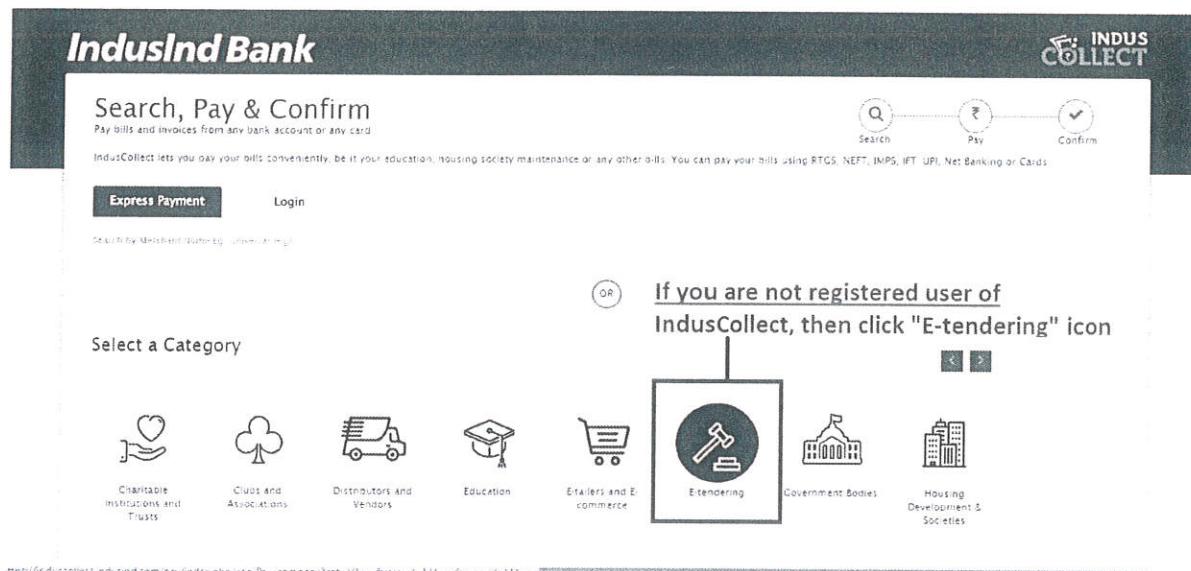
Express Payment (For Non-Registered User)

Login (For Registered User)
3. If you are a registered user of IndusCollect, then login click on LOGIN tab. If you are not registered user of IndusCollect then click on Express Payment tab.



Flow for Non-Registered Users

a. Select Category



b. Type NHIDCL:



c. Select type of payment:

Home | About us | FAQs

IndusInd Bank

INDUS COLLECT


Home > E-tendering >

Search

Pay

Confirm

< Back



I want to make payment for

Please select

Please select

EMD

Tender Fees

d. Enter Data & Click Submit:




 Search


 Pay


 Confirm

[< Back](#)



I want to make payment for:

Department*

Division*

Job ID*

Tender type*

Contractor Name*

Mobile No*

Email*

Amount*

Verify Code*

Tender Fees

Please Select Tender type

FILL YOUR FIRM/COMPANY NAME





[Generate New Code \(/pay/index.php/easyPay/captcha?refresh=1\)](/pay/index.php/easyPay/captcha?refresh=1)

Submit


Cancel

e. Select the payment mode:





Home | Engineering | NOQA Authority | Payment



Reference No.: 1311181726005401
Click for Future Reference


Invoice No.: FY 17-18


Account No.: 7045570455


Bank: PNB

Branch: PNB

Amount: 100.00


Search


Pay


Confirm

[< Back](#)

Payment Options

- ☐ Internet Banking
- ☐ Credit Card
- ☐ Debit Card
- ☐ NEFT, RTGS, IMPS, Transfer within Bank

- f. If user clicks “Internet Banking” or “Credit Card” or “Debit Card”, then user will be redirected to Payment Gateway page.
- g. If user selects NEFT or RTGS or IMPS or Transfer within Bank, then:

Reference No.: [11111817300549]
(Save for future reference)

Financial year:
FY 17-18

Department:
WC I

Job ID:
Please add value

Mobile No:
7045570455

Email:
pandey@gmail.com

Base Amount:
100.00

Internet Banking

Credit Card

Debit Card

NEFT/RTGS/IMPS/Transfer Within Bank

NEFT IMPS Transfer within bank

Post generation of payment slip please initiate the remittance through your bank.

Beneficiary Account No.
(Mandatory field)

Beneficiary Name
(Mandatory field)

Beneficiary IFSC Code
(Mandatory field)

Beneficiary Bank
(Mandatory field)

Base Amount Rs. 100.00

Total Amount to be paid Rs. 100.00

Challan Details


Click on Generate Payment Slip

Generate Payment Slip

- User has to click on Generate Payment Slip to generate challan. It will have beneficiary account number and IFSC code.
- User will then login to their own bank's Netbanking or mobile app.
- User will add beneficiary basis the details on Challan.
- User will then make the payment to beneficiary

Flow for Registered Users

a. Click Login



Search, Pay & Confirm

Pay bills and invoices from any bank account or any card.

IndusCollect lets you pay your bills conveniently, be it your education, housing society maintenance or any other bills. You can pay your bills using RTGS, NEFT, IMPS, IFT, UPI, Net Banking or Cards.

Search

Pay

☒ Confirm

Express Payment

Login

* CREDIT CARD

Enter Card No.

Exp. Date

CVV

7045414367

mavevq
 Generate New Code

OR MERCHANT

Enter Merchant ID

Enter PIN

Reset Login

Not yet registered? / Forgot password

Search Login

b. Click on MAKE PAYMENT

IndusInd Bank

INDUS
COLLECT

Payment Analysis

E-tendering

Education

Click on MAKE PAYMENT.

Last Payment

Make Payment

3 Months

6 Months

1 Year

E-tendering

Education

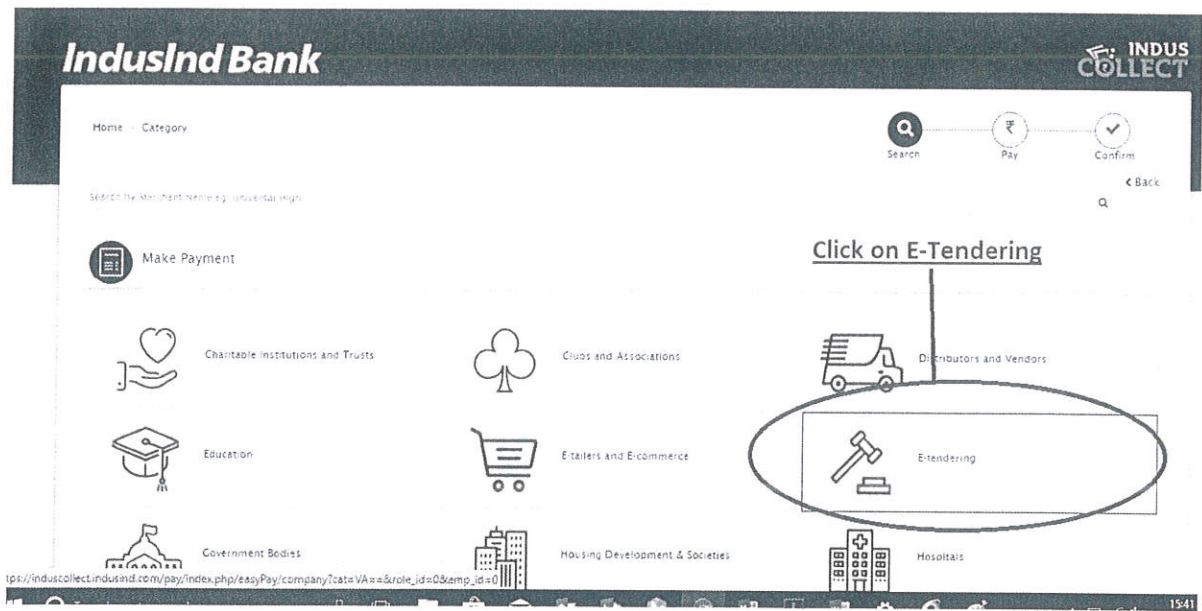
Date	Amount	Reference No.
15/06/2018	₹ 54.28	111118186004432
15/06/2018	₹ 56.54	111118186004431
15/06/2018	₹ 17.7	111118186004429
15/06/2018	₹ 33.1	111118186004428
15/06/2018	₹ 64.9	111118186004425

View All



My Favorite Biller

Add Biller


c. Select Category





d. Type NHIDCL and Select type of Payment:




e. Enter Data & Click Submit:



Search


Pay


Confirm



[< Back](#)


MIDEL
INDUS COLLECT

I want to make payment for

Tender Fees

Department*

Division*

Job ID*

Tender type*

Please Select Tender type

Contractor Name*


FILL YOUR FIRM/COMPANY NAME

Mobile No*

Email*

Amount*

Verify Code*



Generate New Code <http://pay/index.php/easyPay/captcha?refresh=1>

Submit

Cancel

f. Select the payment mode:

g. If user clicks “Internet Banking” or “Credit Card” or “Debit Card”, then user will be redirected to Payment Gateway page.

h. If user selects NEFT or RTGS or IMPS or Transfer within Bank, then:

- i. User has to click on Generate Payment Slip to generate challan. It will have beneficiary account number and IFSC code.
- ii. User will then login to their own bank's Netbanking or mobile app.
- iii. User will add beneficiary basis the details on Challan.
- iv. User will then make the payment to beneficiary